

IF IT IS FOUND DESIRABLE TO CHANGE ANY TOLERANCE OR OTHER DETAIL SPECIFIED ON THIS DRAWING NOTIFY THE PURCHASER PROMPTLY.

MAXIMUM ALLOWABLE TOLERANCES HAVE BEEN DETERMINED AND DEVIATIONS WILL BE CAUSE FOR REJECTION. REMOVE ALL BURRS AND SHARP EDGES

FP10009

USED ON

PROJECT NO.

DATE

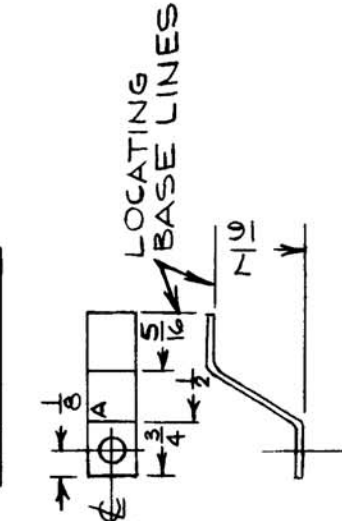
MODEL

ASS'Y. NO.

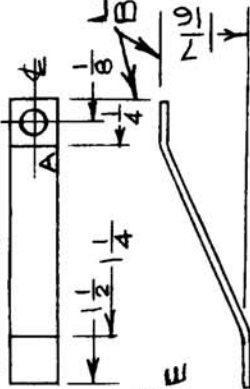
AFU-1 E1143-P

JUNE 1/61

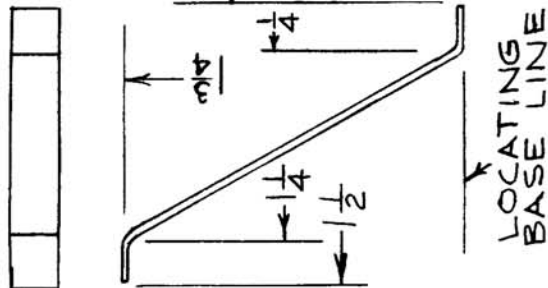
FP10009-3



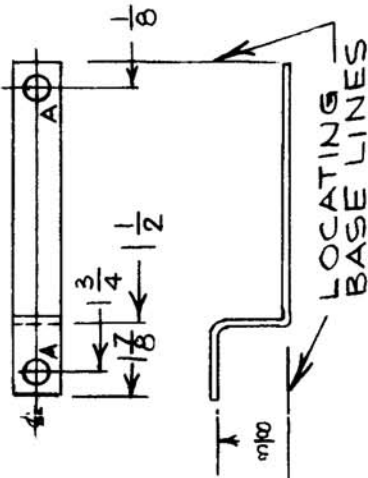
FP10009-2



FP10009-5



FP10009-4



HOLE A - 1/8 DIA.
HOLE B - 5/32 DIA.

REQ. ITEM	PART NO.	DESCRIPTION	SYMBOL
1/4" X .022" THICK.		TMC (Canada) LIMITED OTTAWA ONTARIO	
COP STRIP 10" TOT.		CONNECTING STRAPS	
MATERIAL	WEIGHT PER PC	ANTENNA FILTER UNIT	
TYPE & TEMPER		JPC	
HEAT TREAT. SPEC.		DRAWN	
FINISH & SPEC. NO.		ELEC. DES. APP.	MECH. DES. APP.
		CHECKED	FINAL APPROVAL
			FP10009

ISSUE	ITEM	CHANGED FROM	DATE	CN. NO.	DRAFTS	CHECKER	ENG. APP.
TOLERANCES							
SCALE 1:1							
DIMENSIONS IN INCHES UNLESS OTHERWISE SPECIFIED							
DRILL, PUNCH, COMMERCIAL STOCK SIZES AND MANUFACTURERS TOLERANCES ARE NOT INCLUDED.							
ALL OTHERS	DEC. DIM. \pm 1/64"						
	FRAC. DIM. \pm 1/64"						
	ANGULAR DIM. \pm						