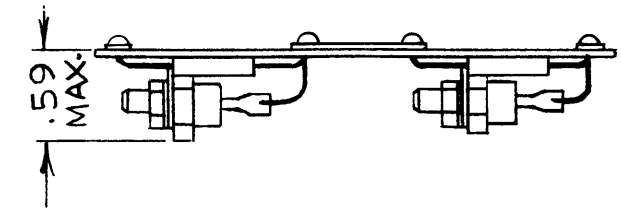


# STANDARD DRAWING

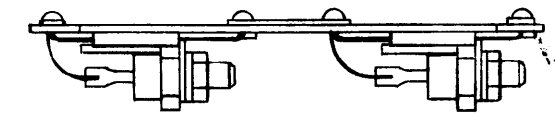
TMC PART No.	USED ON	SEMICOND. No.	RESISTORS	CAPACITORS
DD125-1	DD117	441B-E	470KΩ 1W	0.01μf 1KV
DD125-2	DD118	368B-D	470KΩ 1W	0.01μf 1KV

A  
DD125

REVISIONS					
SYM	DESCRIPTION	DATE	E.M.N. NO.	DRAFT	CHKD APPD
Ø	ORIGINAL RELEASE FOR PRODUCTION	7-9-65	Ø	R.V.	
A	REVISED NOTE 1 COMPLETELY	7-12-66	16588	HLA	JTB R



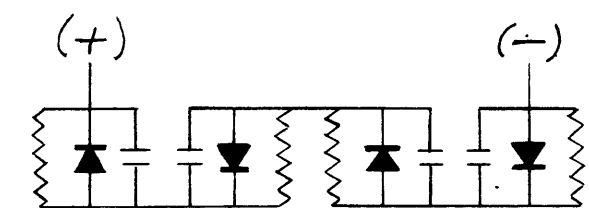
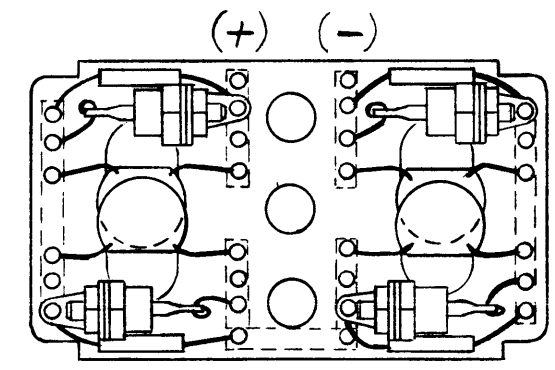
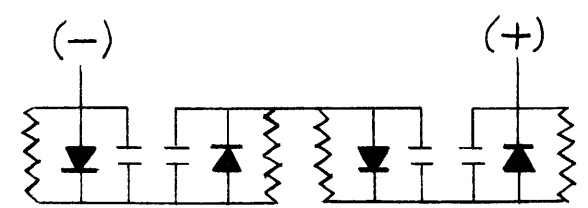
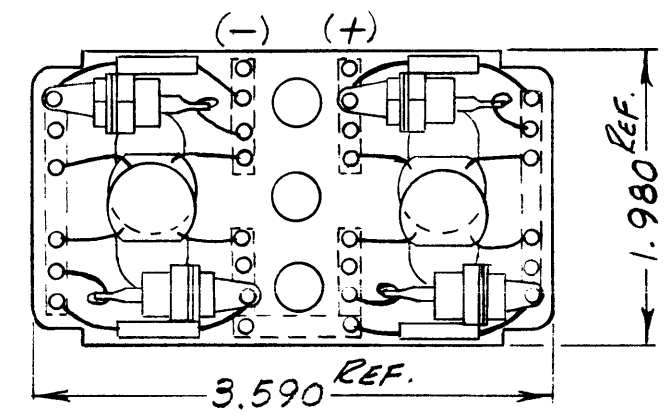
TOP MARKED YELLOW



TOP MARKED RED

**NOTES**

- 1- FOR INFORMATION ONLY. USE AS REPLACEMENT PART WILL VOID THE GUARANTEE ON DD117 & DD118.
- 2- DIMENSIONS SHOWN FOR YELLOW BOARD ARE TYPICAL FOR RED BOARD ALSO.



REQ'D.	ITEM	PART NUMBER	DESCRIPTION	SYMBOL
BUDETTI LIST OF MATERIAL				
MATERIAL		THE TECHNICAL MATERIEL CORP. MAMARONECK, NEW YORK		
FINISH		TITLE BOARD, MODULE		
UNLESS OTHERWISE SPECIFIED DIMENSIONS ARE IN INCHES AND INCLUDE CHEMICALLY APPLIED OR PLATED FINISHES		DRAWN H. AUSTIN DATE 7-8-65	FINAL APPROVAL DATE 7-9-65	DATE 7-9-65
DECIMALS .X ± .05 .XX ± .01 .XXX ± .005		FRACTIONS ± 1/64 ANGLES ± 0° 30'		ELECT. DES. DATE 7-9-65
TOLERANCES MECH. DES. 		SHEET DD125		REV. LTR. A

Q'TY./UNIT	MODEL USED ON	ASS'Y. NO.
SCALE	CODE C	S401-329

**NOTES**

THE CONTENTS OF THIS DRAWING ARE THE EXCLUSIVE PROPERTY OF THE TECHNICAL MATERIEL CORP. ITS UNAUTHORIZED USE OR REPRODUCTION IN WHOLE OR IN PART IS STRICTLY FORBIDDEN.