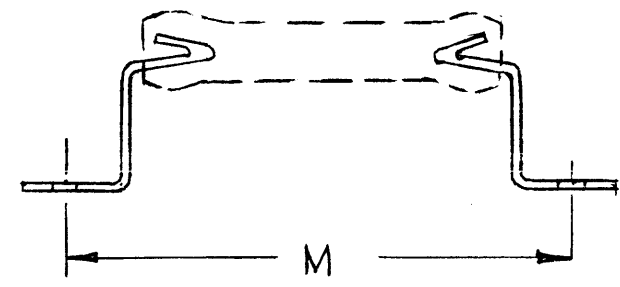
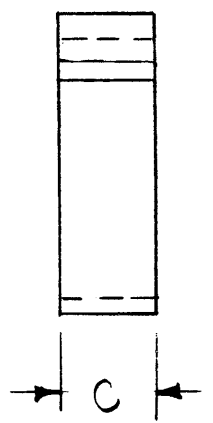
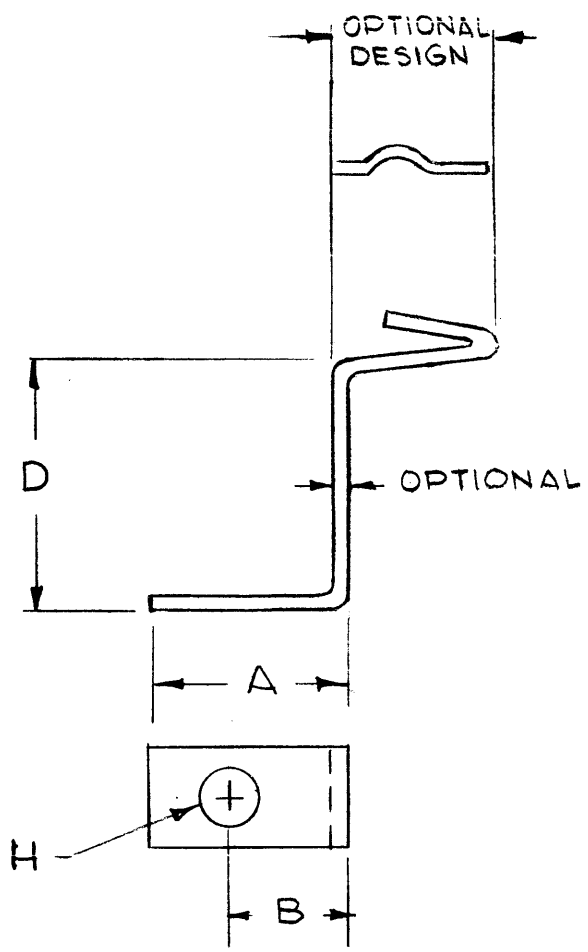


STANDARD DRAWING

| TMC PART NO. | MFG | MFGS TYPE | DIMENSIONS | | | | | RESISTOR I.D | M | DESIGNED TO FIT TMC NO |
|--------------|-----|-----------|------------|----------|-----|----------|-------|--------------|-------|------------------------|
| | | | A ± 1/32 | B ± 1/32 | C | D ± 1/32 | H DIA | | | |
| CU164-1 | A | 829 | 3/8 | 3/16 | 1/4 | 9/32 | .144 | 3/16 | 2 1/8 | RW109 |
| | B | 5 | | | | | | | | |
| CU164-2 | A | 813 | 1/2 | 5/16 | 1/4 | 21/32 | .156 | 5/16 | 2 5/8 | RW110 |
| | B | 9 | | | | | | | | |

CU164

| REVISIONS | | | | | | |
|-----------|---------------------------|----------|------------|-------|------|--------------------|
| SYM | DESCRIPTION | DATE | E.M.N. NO. | DRAFT | CHKD | APPD |
| Ø | ORIGINAL RELEASE FOR PROD | 12/24/65 | Ø | | | <i>[Signature]</i> |



— TYPICAL MOUNTING —

— FOR PURCHASING ONLY —
 A 5401-32
 B 5401-378

NOTES

| | | |
|----------------------|---------------|------------|
| AD117 | | |
| Q'TY./UNIT | MODEL USED ON | ASS'Y. NO. |
| SCALE DONUT SCALE | CODE C | |

THE CONTENTS OF THIS DRAWING ARE THE EXCLUSIVE PROPERTY OF THE TECHNICAL MATERIEL CORP. ITS UNAUTHORIZED USE OR REPRODUCTION IN WHOLE OR IN PART IS STRICTLY FORBIDDEN.

| REQ'D. | ITEM | PART NUMBER | DESCRIPTION | SYMBOL |
|---|------|--|-------------|--------------------|
| LIST OF MATERIAL | | | | |
| MATERIAL | | THE TECHNICAL MATERIEL CORP. MAMARONECK, NEW YORK | | |
| FINISH | | TITLE | | |
| ZINC OR CADMIUM PLATED | | RETAINER, RESISTOR | | |
| UNLESS OTHERWISE SPECIFIED DIMENSIONS ARE IN INCHES AND INCLUDE CHEMICALLY APPLIED OR PLATED FINISHES | | DRAWN | DATE | FINAL APPROVAL |
| | | G.D.L. | 12-13-65 | <i>[Signature]</i> |
| | | CHECKED | DATE | |
| | | <i>[Signature]</i> | 12-14-65 | |
| | | ELECT. DES. | DATE | |
| | | | | |
| | | MECH. DES. | DATE | |
| | | <i>[Signature]</i> | 12/14/65 | |
| | | SHEET | | REV. LTR. |
| | | | | Ø |