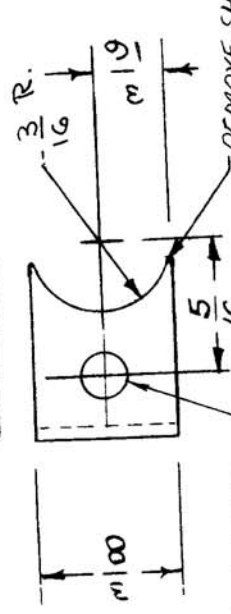
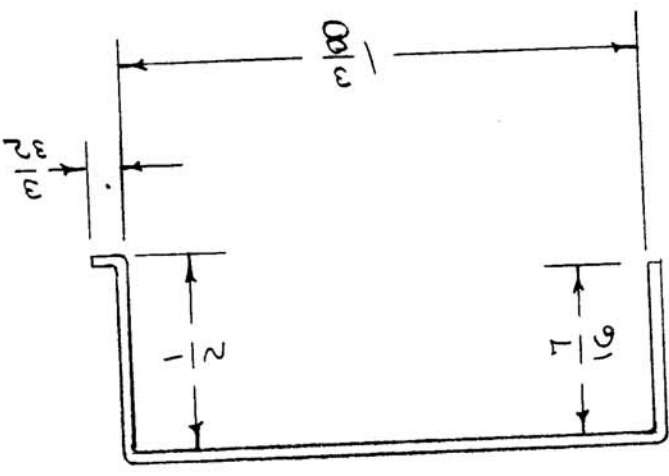


CU-106 D


IF IT IS FOUND DESIRABLE TO CHANGE ANY TOLERANCE OR OTHER DETAIL SPECIFIED ON THIS DRAWING NOTIFY THE PURCHASER PROMPTLY.

MAXIMUM ALLOWABLE TOLERANCES HAVE BEEN DETERMINED AND DEVIATIONS WILL BE CAUSE FOR REJECTION. REMOVE ALL BURRS AND SHARP EDGES

1/16 INSIDE RADIUS BENDS



ROUND OFF 1/16



| USED ON | | | |
|---------------|-------|-------------|------------|
| REQ. PER UNIT | MODEL | PROJECT NO. | ASS'Y. NO. |
| 1 | Y0X | | A-585 |
| 1 | Y0X-2 | | |
| 1 | PHO-2 | | A-585 |
| 1 | RYE | | |

| DATE |
|---------|
| 1-26-55 |
| 1-26-55 |
| 1-26-55 |
| 2-3-56 |

| REQ. ITEM | PART NO. | DESCRIPTION | SYMBOL |
|--------------------|----------------|------------------------------|--------|
| | .025 THK. | THE TECHNICAL MATERIEL CORP. | |
| | STOCK SIZE | MAMARONECK. NEW YORK | |
| BERRY LIUM COPPER | | XTAL CLAMP | |
| MATERIAL | WEIGHT PER PC. | | |
| # | # | | |
| TYPE & TEMPER | | | |
| # | | | |
| HEAT TREAT. SPEC. | | | |
| S-135 NICKEL PLATE | | | |
| FINISH & SPEC. NO. | | | |

| ISSUE ITEM | CHANGED FROM | DATE | CN. NO. | DRAFTS CHECKER | ENG. APP. |
|------------|----------------------------------|----------|---------|----------------|-----------|
| D | 5/16 WAS 1/32 | 3-28-67 | 18041 | L.A.K. | |
| C | ADD 1/32 R. CHANGED 5/16 TO 1/16 | 11-17-66 | 17282 | R.M.E. | |
| B | 9/64 ADDED | 3/1/65 | 2 | M.B. | |
| + | REDRAWN - NO CHANGE | 1/21/55 | + | C.A.P. | |

SCALE
 TOLERANCES
 DEC. DIM. ±
 FRAC. DIM. ±
 OTHERS ANGULAR DIM. ±

DRILL, PUNCH, COMMERCIAL STOCK SIZES AND MANUFACTURERS TOLERANCES ARE NOT INCLUDED.

DRAWN
 CDD 1-26-55

ELEC. DES. APP.
 MECH. DES. APP.

CHECKED
 J.A.D.

FINAL APPROVAL
 CU-106 D