

5

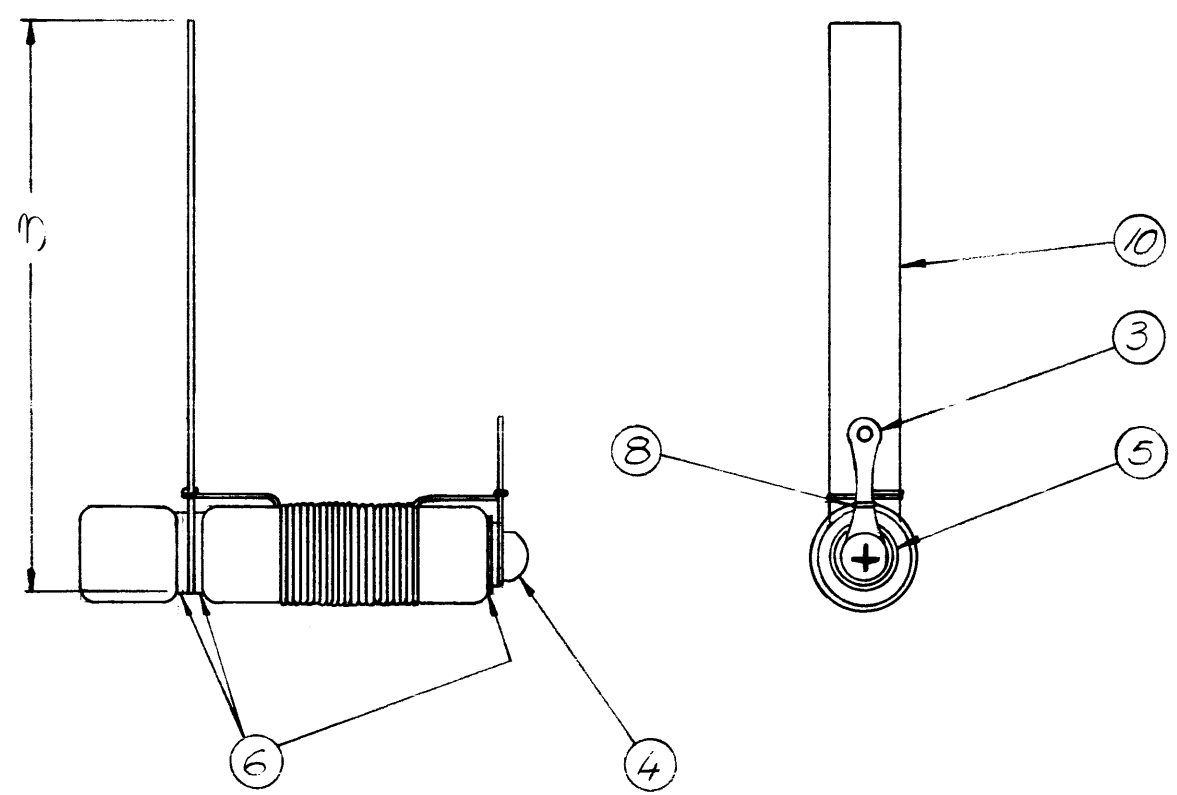
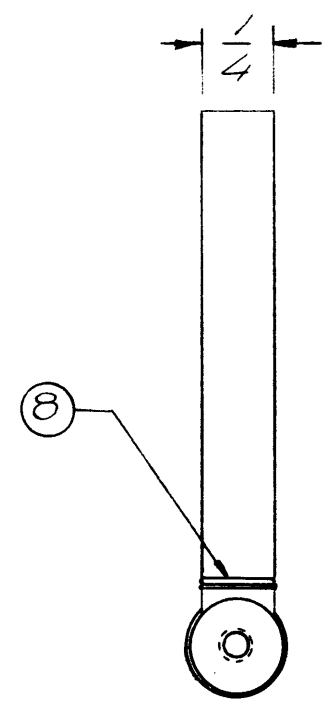
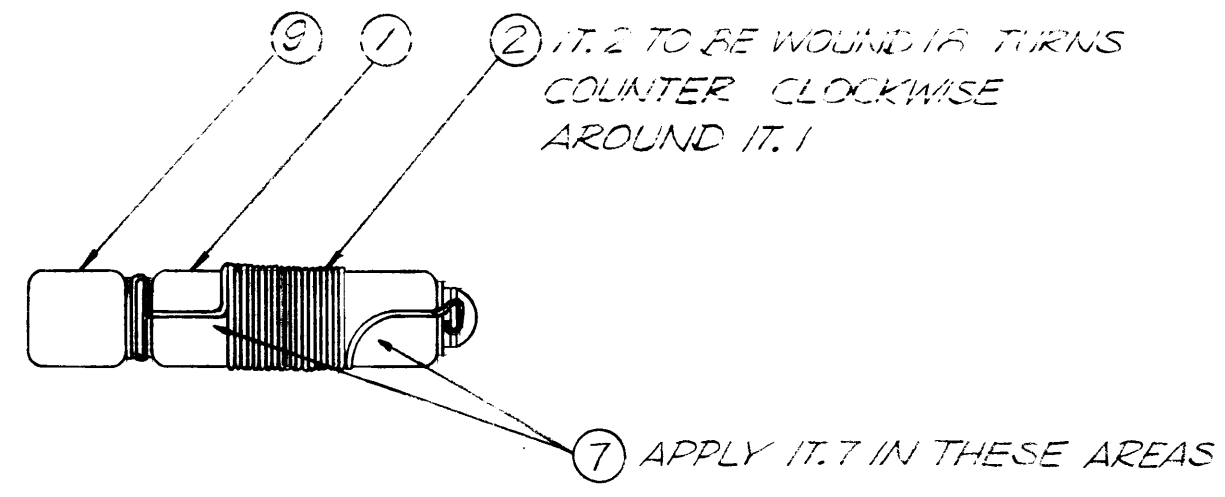
4

3

2

1

REVISIONS						
ZONE	LTR	DESCRIPTION	DATE	E.M.N.NO	DRAFT	CHKD APPD
	X	EYP RELEASE	10/29/69		GE	
	Ø	ORIGINAL RELEASE	2/16/70		GE	
	A	CHG. IT. 10 PIN	6/20/70	19904	GE	ONE FB
	B	CHG. NO. OF TURNS	11/11/70	20069	GE	CU PEB



REQ'D	ITEM	PART NUMBER	DESCRIPTION	SYM.
1	10	MS 203-3-3.000	LEAD CONNECTING	
1	9	NS3W02-04	INSULATOR STANDOFF	
X	8	BS 100	SOLDER, SOFT	
X	7	GL 105	EPOXY	
3	6	WA 109-45	FIBER WASHER	
1	5	FW 08 HBN	FLAT WASHER	
1	4	SCBP0832BNT	SCREW	
1	3	TE 104-3	SOLDER LUG	
X	2	WI 123-22	WIRE ELEC	
1	1	NS3W02-12	INSULATOR STANDOFF	

F. BUDETTI		LIST OF MATERIAL			
FINAL APPROV. <i>[Signature]</i>	DATE 1-70	THE TECHNICAL MATERIEL CORP. MAMARONECK, NEW YORK <i>INDUCTOR, FIXED, ASSY.</i>			
MECH. DES. <i>ALP</i>	DATE 1-70				
ELECT. DES. <i>RT</i>	DATE 1-70				
CHECKED <i>T.T</i>	DATE				
DRAWN <i>EVANGELIST</i>	DATE 10/29/69	SIZE B	CODE IDENT. NO. 82679	DWG NO. CL 459	ISSUE B
MATERIAL		SCALE		SHEET OF	
FINISH					

	HFLA 10K	AX 5113	UNLESS OTHERWISE SPECIFIED DIMENSIONS ARE IN INCHES AND INCLUDE CHEMICALLY APPLIED OR PLATED FINISHES
1	PALA 10K	AX 5080	
QTY / UNIT	MODEL USED ON	ASS'Y NO.	DECIMALS .X ± .05 FRACTIONS 1/64 TOLS. ANGLES 0° -30'
APPLICATION			MATERIAL
CODE			FINISH
NOTICE TO PERSONS RECEIVING THIS DRAWING THE TECHNICAL MATERIEL CORPORATION claims proprietary right in the material disclosed hereon. This drawing is issued in confidence for engineering information only and may not be reproduced or used to manufacture anything shown hereon without permission from THE TECHNICAL MATERIEL CORPORATION to the user. This drawing is loaned for mutual assistance and is subject to recall at any time.			

5

4

3

2

1