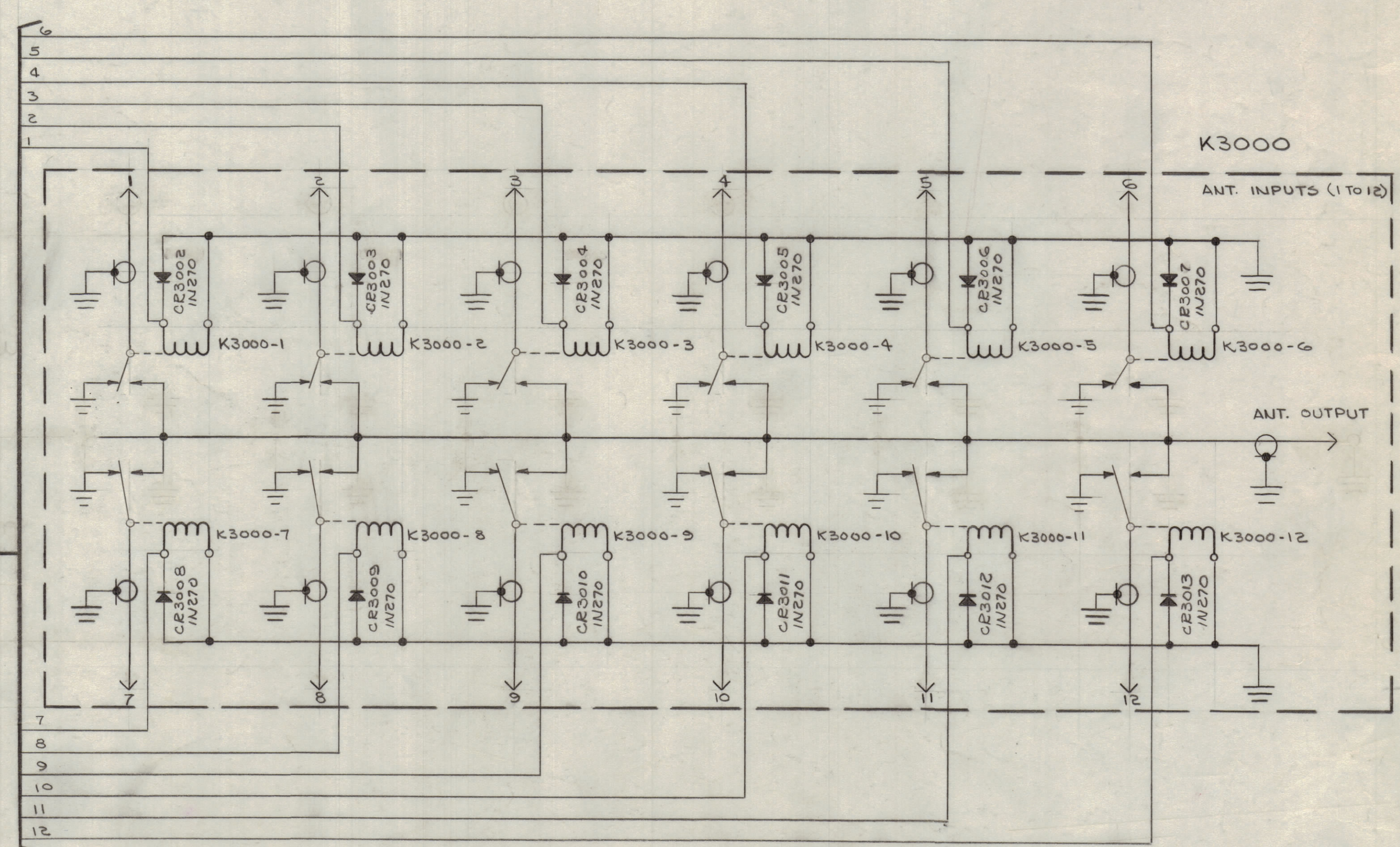
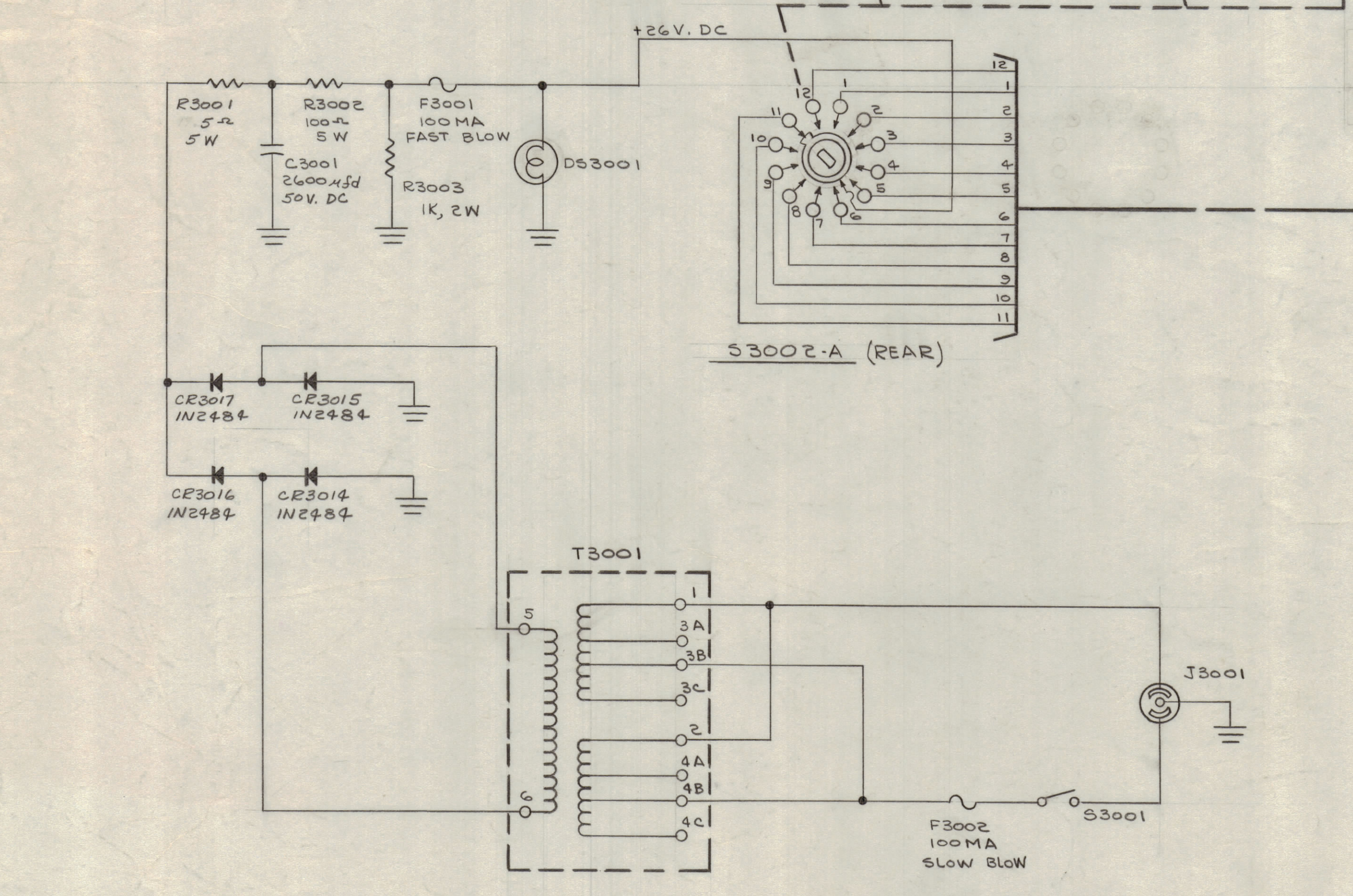
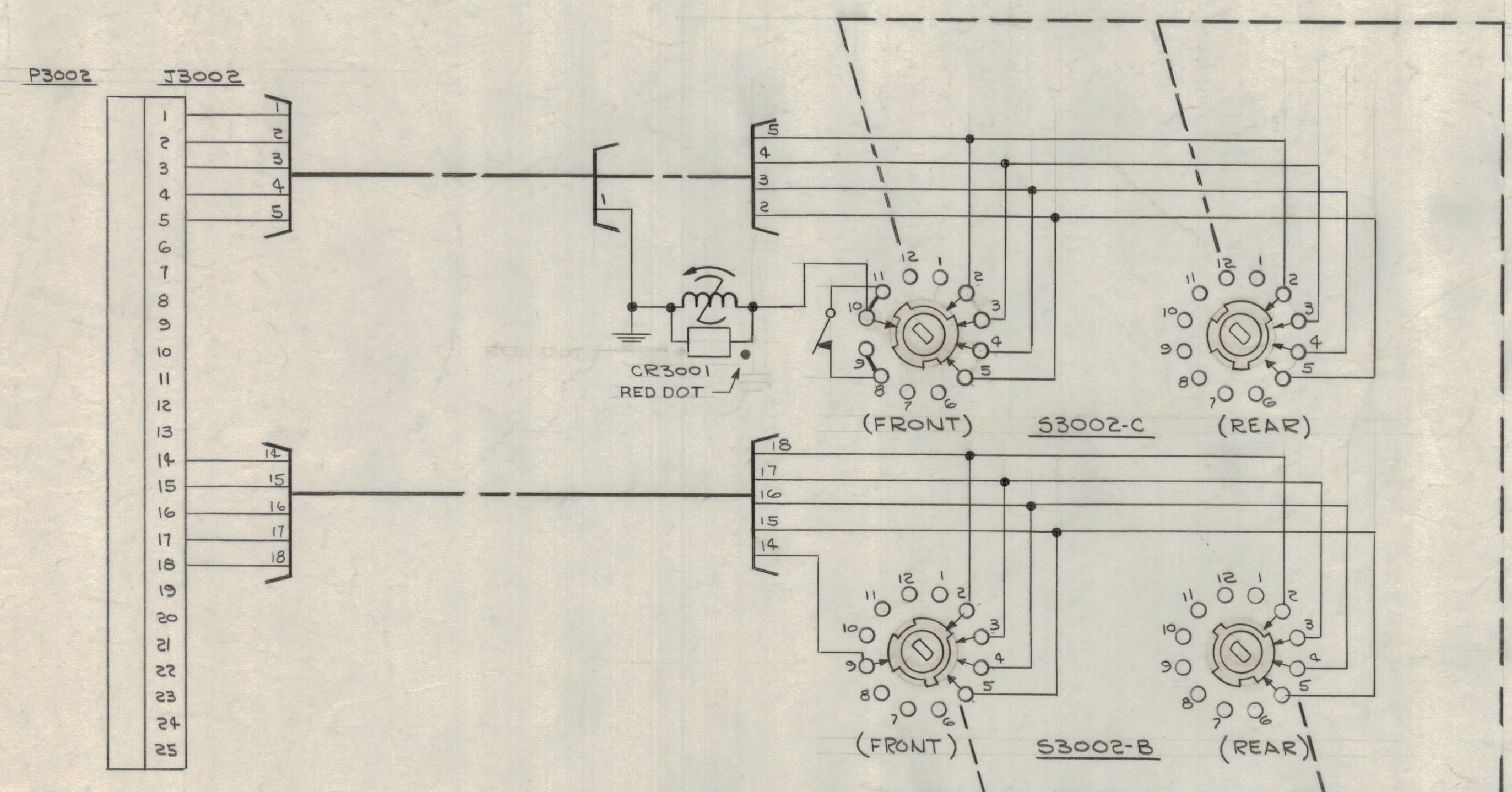


REVISIONS									
ZONE	SYM	DESCRIPTION	DATE	E.M.N. NO.	DRAFT	CHKD	APPD		
X1		S3002A PIN 9 CHANGED, CONTACT BET. 5 & 6 ADDED	9/26/65	-	J	NL	LL		
X2		CR3001 REVISED	8/26/65	-	J	NL	LL		
X3		K3000-1 THRU-12 GND'S REVERSED, S3002A (HEAD) CAUT. POS. II	4/1/65	-	J	NL	LL		
X4		K3000-1 THRU-12 SHOW W/FE ENERGIZED TO DEENERGIZED POS	7/7/65	-	JC	NL	LL		
Ø		ORIGINAL RELEASE FOR PRODUCTION	1/1/65	Ø	DVK				
A		DELETE NOTE (USELESS OTHERWISE SPECIFIED)	8-5-65	HAGB	RYK				



FIRST SYMBOL	LAST SYMBOL
R3001	R3003
C3001	C3001
DS3001	DS3001
F3001	F3002
S3001	S3002
CR3001	CR3018
T3001	T3001
J3001	J3002
P3002	P3002
K3000	K3000

UNLESS OTHERWISE SPECIFIED:
ALL SWITCHES & RELAYS K3000-1 THRU 12
SHOWN IN OPERATING POSITION.

NOTES

1	RCSA-1	
QTY./UNIT	MODEL USED ON	ASSY. NO.
SCALE	CODE	
	A	

REQ'D.	ITEM	PART NUMBER	DESCRIPTION	SYMBOL
F. EATON LIST OF MATERIAL FORMALLY E31628-29				
MATERIAL			THE TECHNICAL MATERIEL CORP. MAMARONECK, NEW YORK	
FINISH			TITLE DIAGRAM, SCHEMATIC WIRING	
UNLESS OTHERWISE SPECIFIED DIMENSIONS ARE IN INCHES AND INCLUDE CHEMICALLY APPLIED OR PLATED FINISHES			DRAWN G. Senan	DATE 4-12-65
DECIMALS X ± .05 XX ± .01 XXX ± .005			CHECKED JCB	DATE 7-2-65
FRACTIONS ± 1/64 ANGLES ± 0° 30'			ELECT. DES. N. LA Bate	DATE 7/1/65
TOLERANCES			REV. LTR. CK960	DATE 7/1/65
			SHEET	REV. LTR.

CL960
A