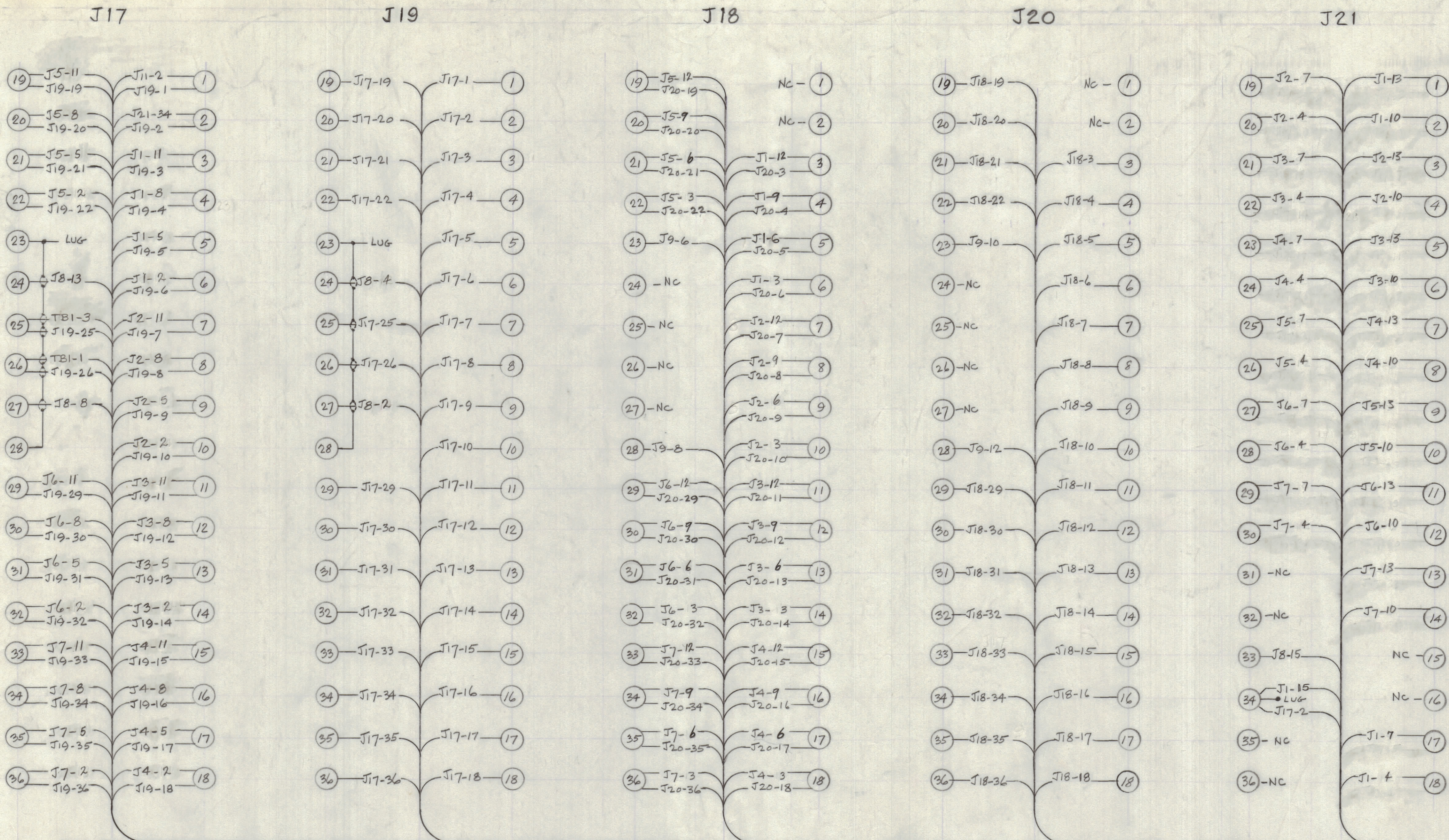
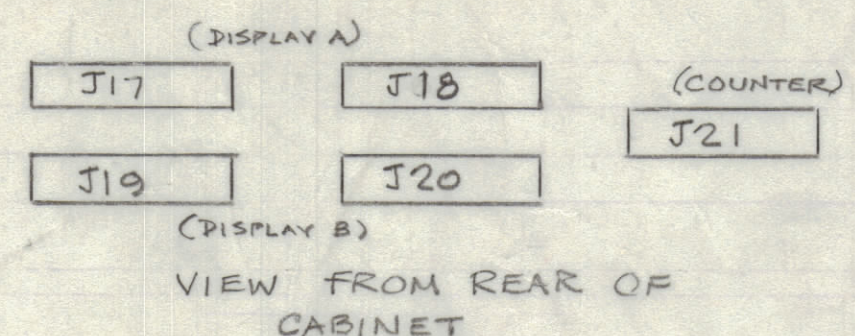
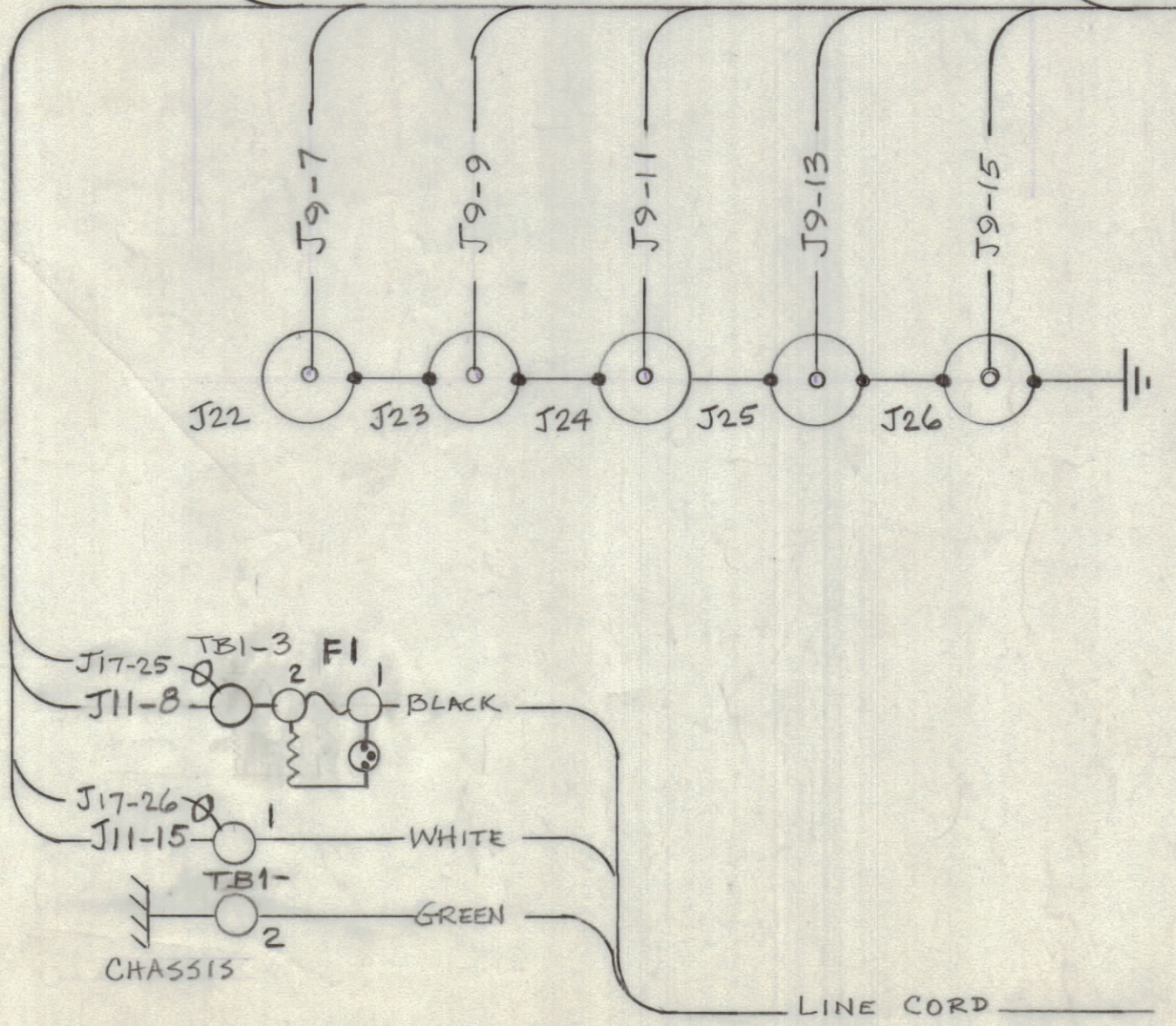


REAR VIEW OF CONNECTORS

ZONE		LTR	DESCRIPTION	DATE	E.M.N.NO	DRAFT	CHKD	APPD
ALL	A		GENERAL REVISIONS	5-2-68				JFP
ALL	B		GENERAL REVISIONS	5-14-68				JFP



CONTINUED FROM SHEET 1



1	SPT-3KVHF	AX8033
QTY / UNIT	MODEL USED ON	ASS'Y NO.
APPLICATION		
CODE		
<small>NOTICE TO PERSONS RECEIVING THIS DRAWING</small> <small>THE TECHNICAL MATERIEL CORPORATION claims proprietary right in the material disclosed hereon. This drawing is issued in confidence for engineering information only and may not be reproduced or used to manufacture anything shown hereon without permission from THE TECHNICAL MATERIEL CORPORATION to the user. This drawing is loaned for mutual assistance and is subject to recall at any time.</small>		

QTY REQ.	ITEM	PART NO.	DESCRIPTION	SYMBOL
LIST OF MATERIAL				
FINAL APPROVAL: JFP DATE: 5-2-68 MECH. DES. DATE: ELECT. DES. L.B. DATE: 3-19-68 CHECKED: JFP DATE: DRAWN: J.F.P. DATE: 5-1-68				
THE TECHNICAL MATERIEL CORP. MAMARONECK, NEW YORK WIRING ACCESSORY CABINET AX 8033				
MATERIAL		SIZE CODE IDENT. NO. DWG. NO.		ISSUE
FINISH		D 82679 40 CK8114		Ø
SCALE SHEET 2 OF 2				

CK8114