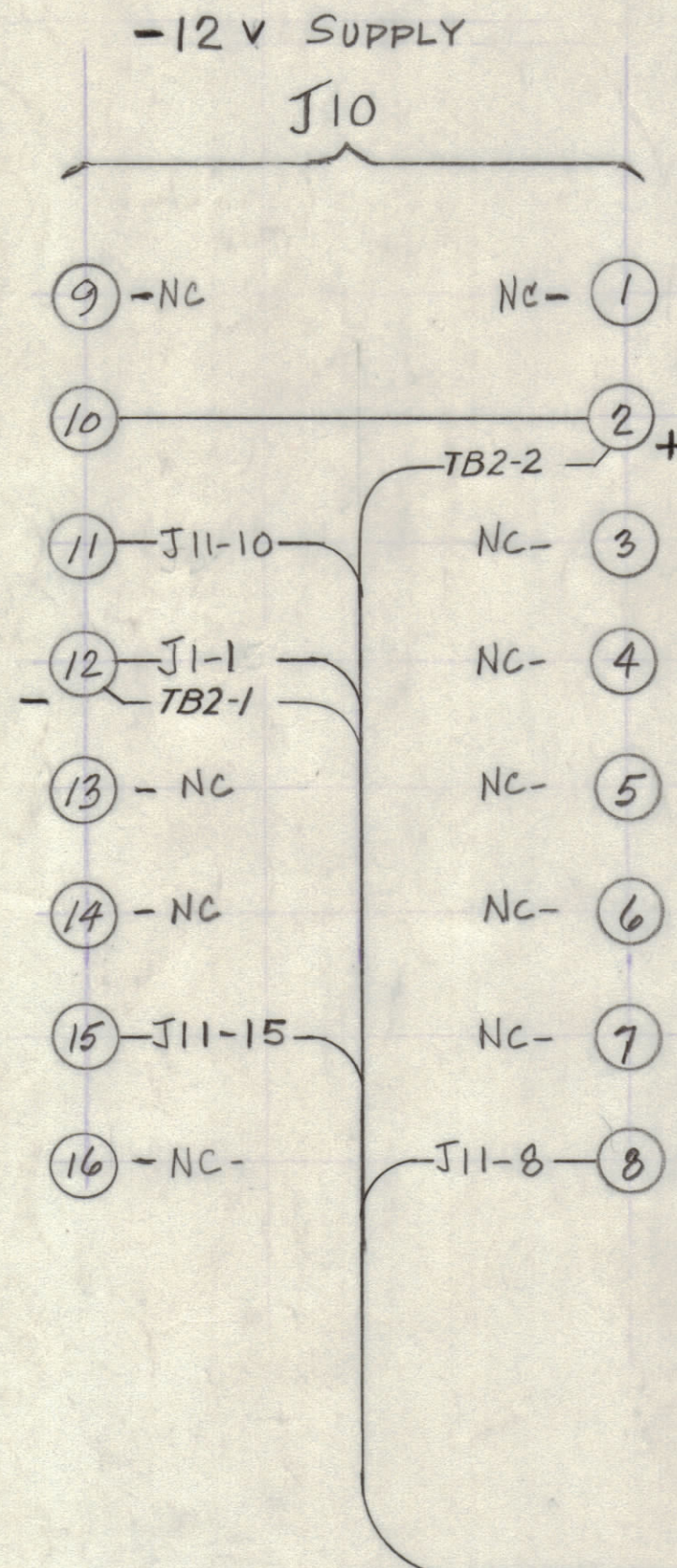



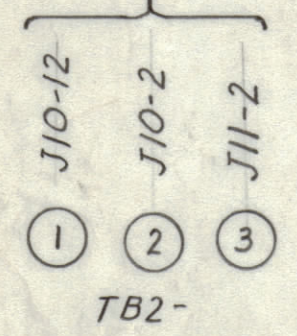
REVISIONS							
ZONE	LTR	DESCRIPTION	DATE	E.M.N.NO	DRAFT	CHKD	APPD
ALL	A	GENERAL REVISIONS	5-1-68	-	JFP	JFP	JFP
ALL	B	GENERAL REVISIONS	5-14-68	-	L.M.C.D	JFP	JFP
		REDESIGNATE PIN 40F12D7193	6-9-68		C. G. 222		JFP

LOGIC-BUFFER

CONTROL PULSE GENERATOR COMMUTATOR



PIN NO.	LOGIC-BUFFER KEY
15	GROUND
14	+12 VOLTS DC
13	1 IN
12	T OUT
11	1 OUT
10	2 IN
9	2 OUT
8	2 OUT
7	4 IN
6	4 OUT
5	4 OUT
4	8 IN
3	8 OUT
2	8 OUT
1	-12 VOLTS DC



VIEW FROM REAR

CONTINUED ON SHEET 2

I	SPT 3KVHF	AX8033
QTY / UNIT	MODEL USED ON	ASS'Y NO.
APPLICATION		
CODE		
NOTICE TO PERSONS RECEIVING THIS DRAWING		
THE TECHNICAL MATERIEL CORPORATION claims proprietary right in the material disclosed hereon. This drawing is issued in confidence for engineering information only and may not be reproduced or used to manufacture anything shown hereon without permission from THE TECHNICAL MATERIEL CORPORATION to the user. This drawing is loaned for mutual assistance and is subject to recall at any time.		

QTY. REQ.	ITEM	PART NO.	DESCRIPTION	SYMBOL
LIST OF MATERIAL				
UNLESS OTHERWISE SPECIFIED DIMENSIONS ARE IN INCHES AND INCLUDE CHEMICALLY APPLIED OR PLATED FINISHES		FINAL APPROVAL JFP	DATE 5-2-68	THE TECHNICAL MATERIEL CORP. MAMARONECK, NEW YORK WIRING ACCESSORY CABINET AX 8033
TOLERANCES ON		ELECT. DES. L. B.	DATE 3-19-68	
DECIMALS .X ± .05 .XX ± .01 .XXX ± .005		CHECKED JFP	DATE 5-1-68	
FRACTIONS ± 1/64 ANGLES ± 0°-30'		DRAWN J.F.P.	DATE 5-1-68	
MATERIAL		SIZE CODE IDENT. NO. DWG NO.		ISSUE
FINISH		D 82679 401 CK8114		1
SCALE SHEET 1 OF 2				