

ZONE	LTR	DESCRIPTION	DATE	E.M.N.O	DRAFT	CHKD	APPD
	A	REDRAWN	7/15/68		CJB		

REVISIONS							
1							

2							
---	--	--	--	--	--	--	--

3							
---	--	--	--	--	--	--	--

4							
---	--	--	--	--	--	--	--

5							
---	--	--	--	--	--	--	--

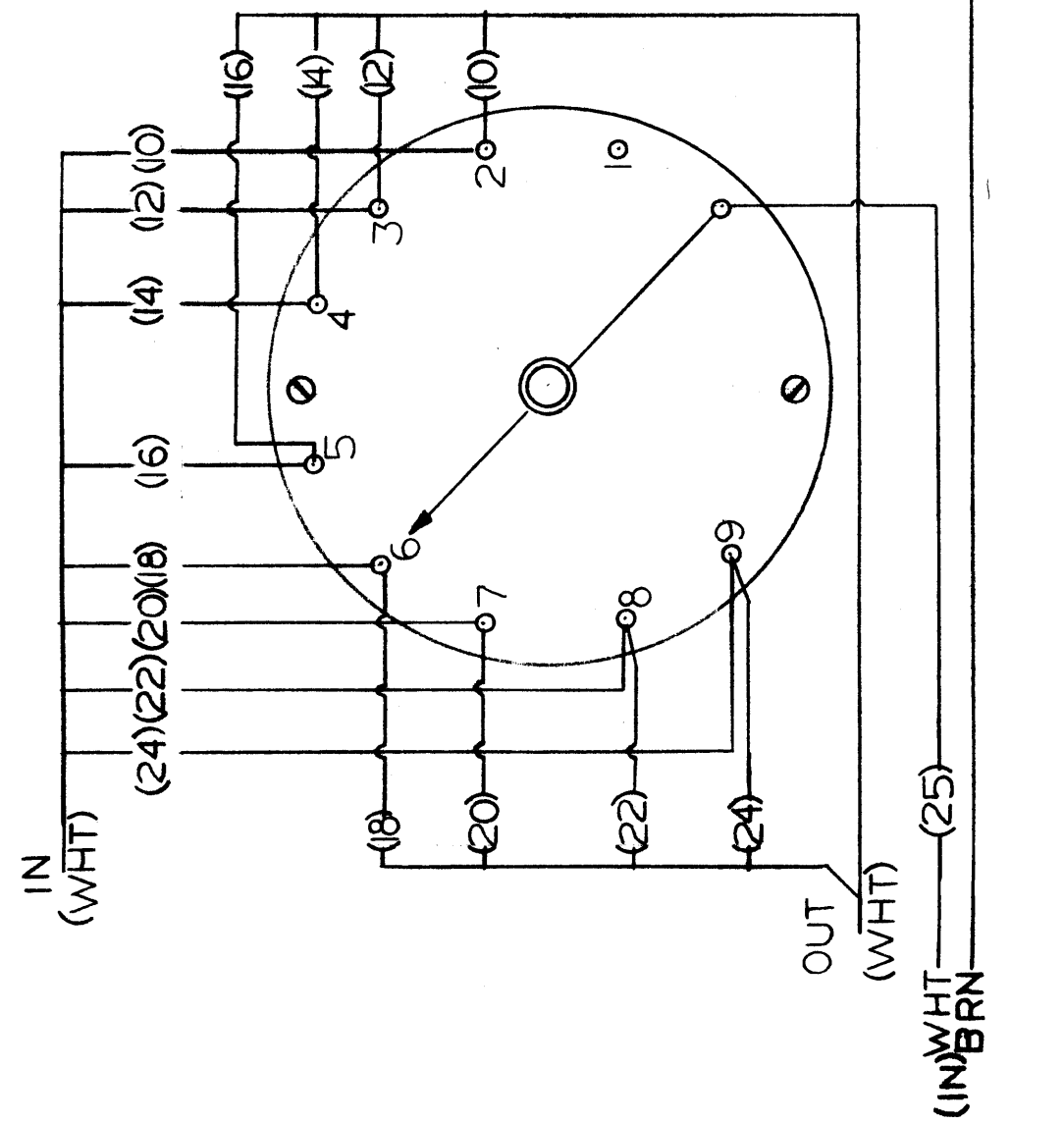
1							
---	--	--	--	--	--	--	--

2							
---	--	--	--	--	--	--	--

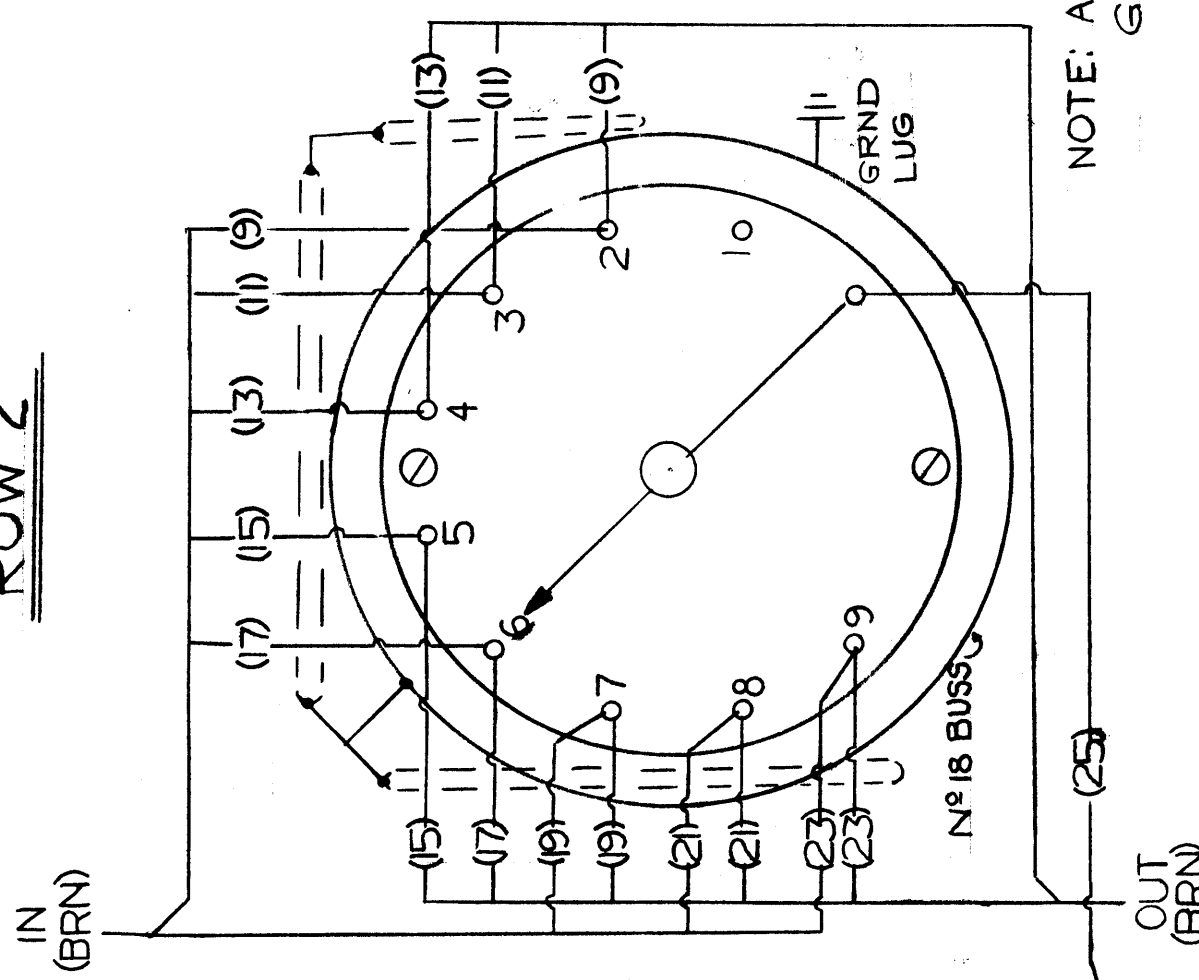
3							
---	--	--	--	--	--	--	--

4							
---	--	--	--	--	--	--	--

ROW 1

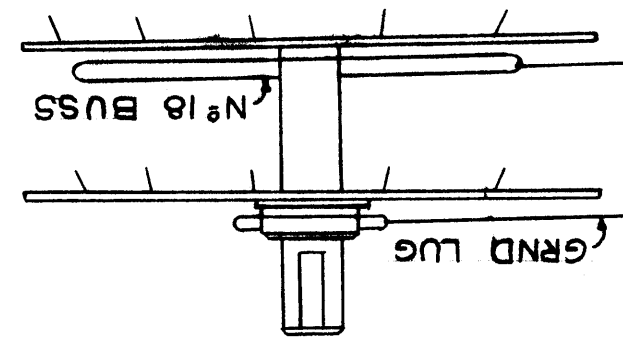


ROW 2



ROW 1 (WHT)

ROW 2 (BRN)



NOTE: ALL SHLDS TO GROUND BUSS

REQ'D ITEM	PART NUMBER	DESCRIPTION	SYM.
LIST OF MATERIAL			
THE TECHNICAL MATERIEL CORP. MAMARONECK, NEW YORK			
RECEIVER SELECTOR SWITCH			
SIZE	CODE IDENT. NO.	DWG NO.	ISSUE
B	82679	CK8039	A
SCALE		SHEET OF	
		1	

UNLESS OTHERWISE SPECIFIED DIMENSIONS ARE IN INCHES AND INCLUDE CHEMICALLY APPLIED OR PLATED FINISHES	DECIMALS .X ± .05 .XX ± .01 .XXX ± .005	FRACTIONS 1/64 ANGLES 0°-30'	ASSY NO.
MATERIAL			1 / 16D
FINISH			APPLICATION
NOTICE TO PERSONS RECEIVING THIS DRAWING THE TECHNICAL MATERIEL CORPORATION claims proprietary right in the material disclosed hereon. This drawing is issued in confidence for engineering information only and may not be reproduced or used to manufacture anything shown hereon without permission from THE TECHNICAL MATERIEL CORPORATION to the user. This drawing is loaned for mutual assistance and is subject to recall at any time.			CODE
QTY / UNIT			MODEL USED ON

FINAL APPROVAL	DATE	MECH. DES.	DATE
<i>MM</i>	1-31-68		
ELE. DES.	DATE	CHECKED	DATE
<i>R di Ford</i>	1-22-67		
DRAWN	DATE		
<i>CJB</i>			