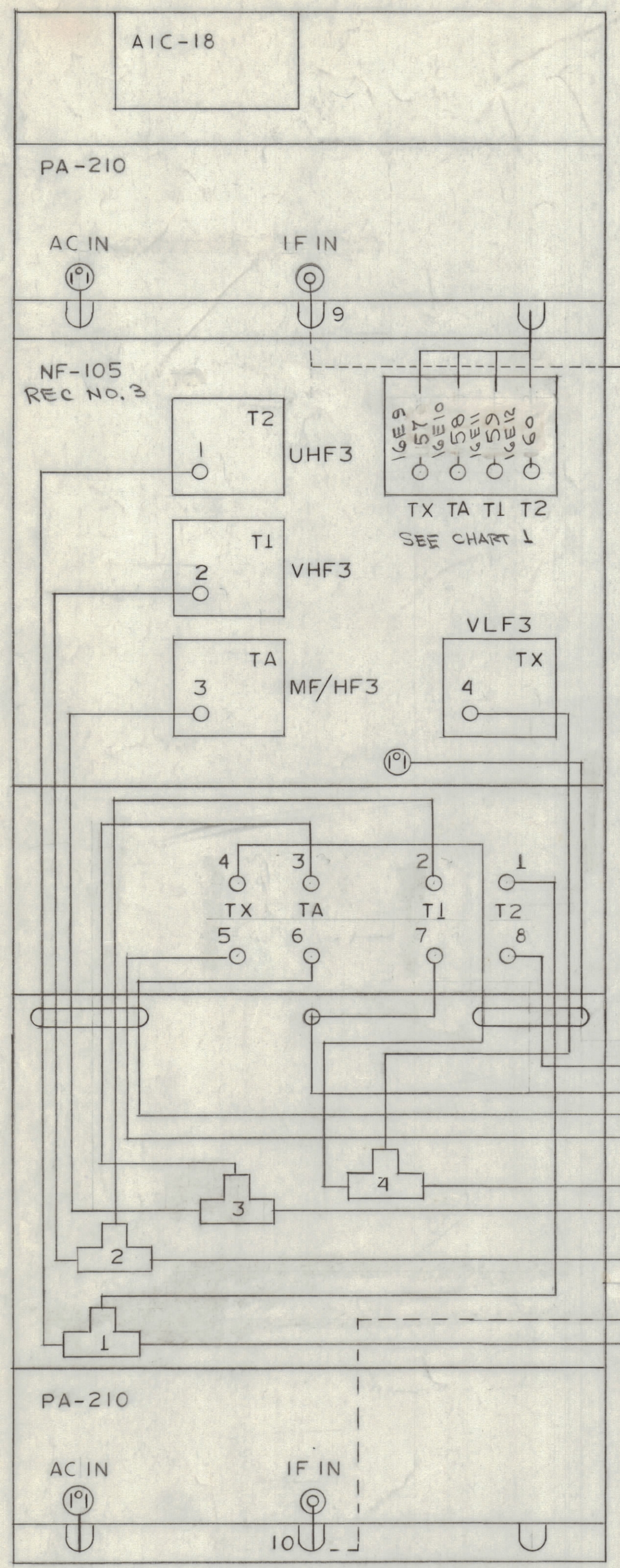
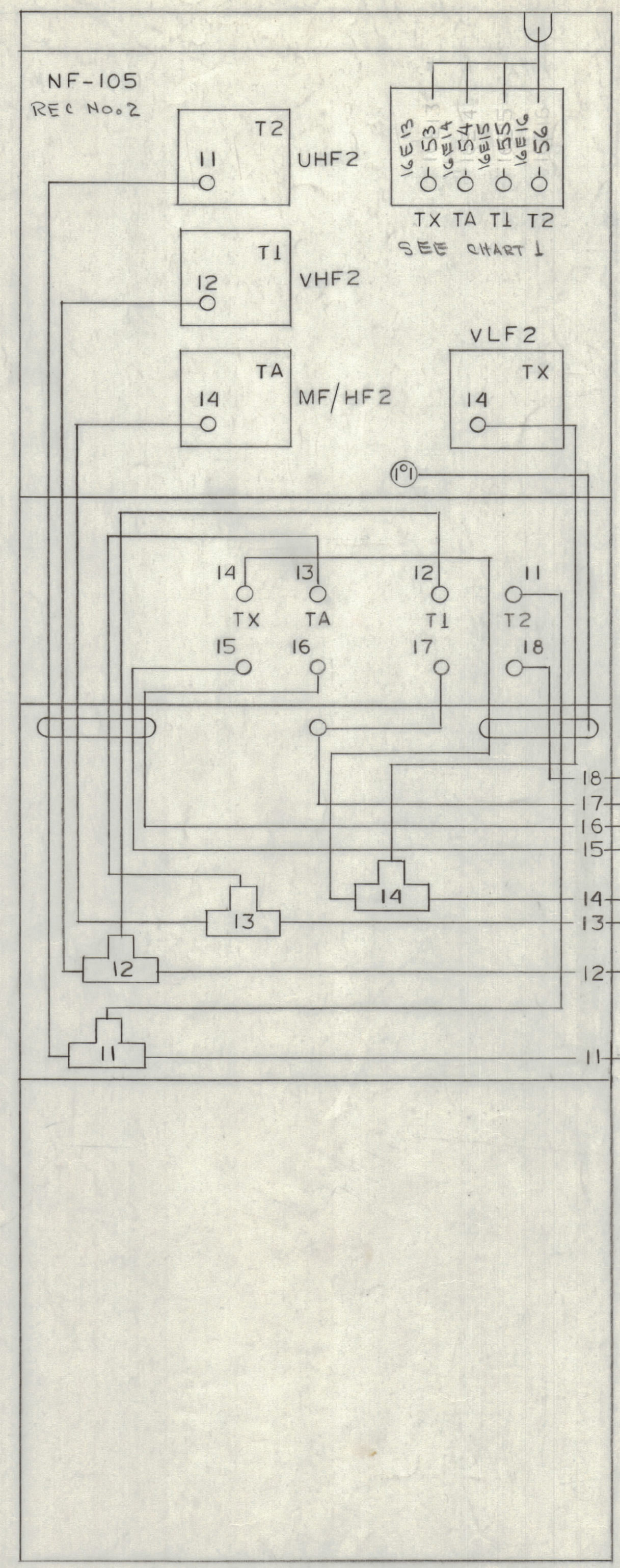


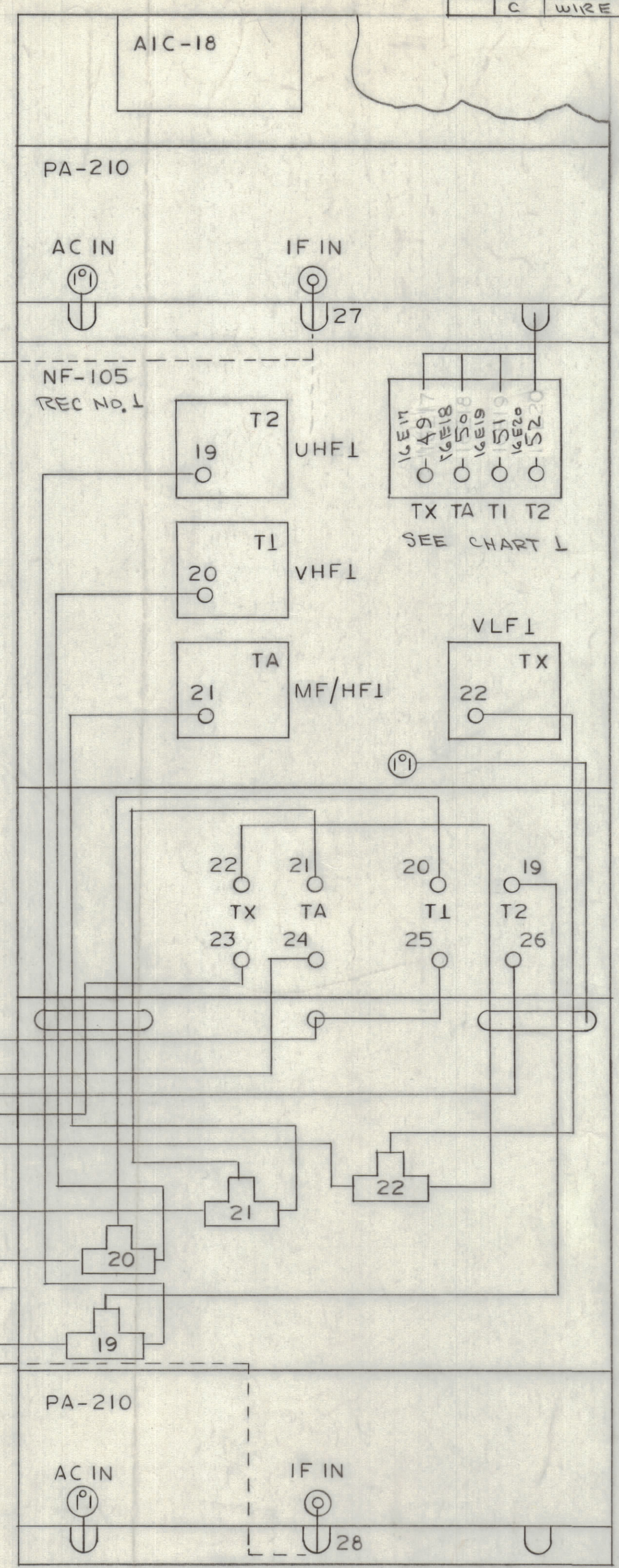
		REVISIONS					
ZONE	LTR	DESCRIPTION	DATE	E.M.N.NO	DRAFT	CHKD	APPD
A		REDRAWN	1-10-63				
B		WIRE NO'S ADDED	5-14-63				
C		WIRE CHART "	5-13-63				



FRONT VIEW UNIT 16C



FRONT VIEW UNIT 16B



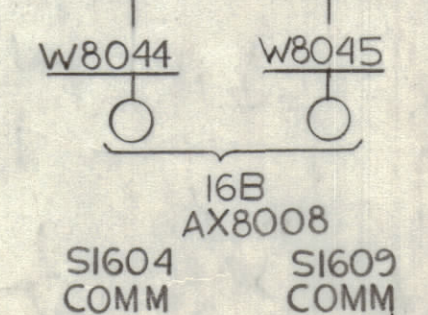
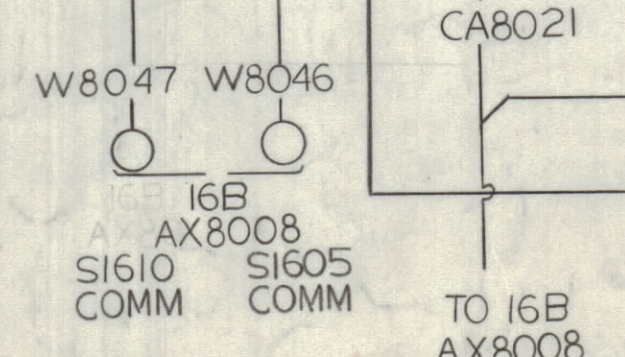
FRONT VIEW UNIT 16A

CHART 1

WIRE NO.	MODEL
49	W8330 TX REC-3
50	W8318 TA REC-3
51	W8311 T1 REC-3
52	W8312 T2 REC-3
53	W8329 TX REC-2
54	W8317 TA REC-2
55	W8309 T1 REC-2
56	W8310 T2 REC-2
57	W8328 TX REC-1
58	W8316 TA REC-1
59	W8307 T1 REC-1
60	W8308 T2 REC-1

NOTE FOR CABLES "W" SERIES SEE CH8001

NOTE: SEE DWG NO. CK8121 FOR WIRING AT REAR OF UNIT 16B



QTY / UNIT	MODEL USED ON	ASSY NO.
	16B AX8008	
	S1604 COMM	
	S1609 COMM	

QTY. REQ.	ITEM	PART NO.	DESCRIPTION	SYMBOL
LIST OF MATERIAL				
THE TECHNICAL MATERIEL CORP. MAMARONECK, NEW YORK				
WIRING DIAGRAM FRONT OF 16A, B, C				
MATERIAL		SIZE	CODE IDENT. NO.	DWG NO.
FINISH		D	82679	CK 8034
		SCALE	SHEET 1 OF 1	

UNLESS OTHERWISE SPECIFIED DIMENSIONS ARE IN INCHES AND INCLUDE CHEMICALLY APPLIED OR PLATED FINISHES	FINAL APPROVAL	DATE
TOLERANCES ON DECIMALS .X ± .05 .XX ± .01 .XXX ± .005 FRACTIONS ± 1/64 ANGLES ± 0°-30'	MECH. DES. <i>R di Fato</i>	DATE 1-11-68
	ELECT. DES. <i>R di Fato</i>	DATE 1-11-68
	CHECKED <i>lmo</i>	DATE
	DRAWN <i>C D DEAN</i>	DATE 1-11-68

NOTICE TO PERSONS RECEIVING THIS DRAWING
THE TECHNICAL MATERIEL CORPORATION claims proprietary right in the material disclosed herein. This drawing is issued in confidence for engineering information only and may not be reproduced or used to manufacture anything shown herein without permission from THE TECHNICAL MATERIEL CORPORATION to the user. This drawing is loaned for mutual assistance and is subject to recall at any time.