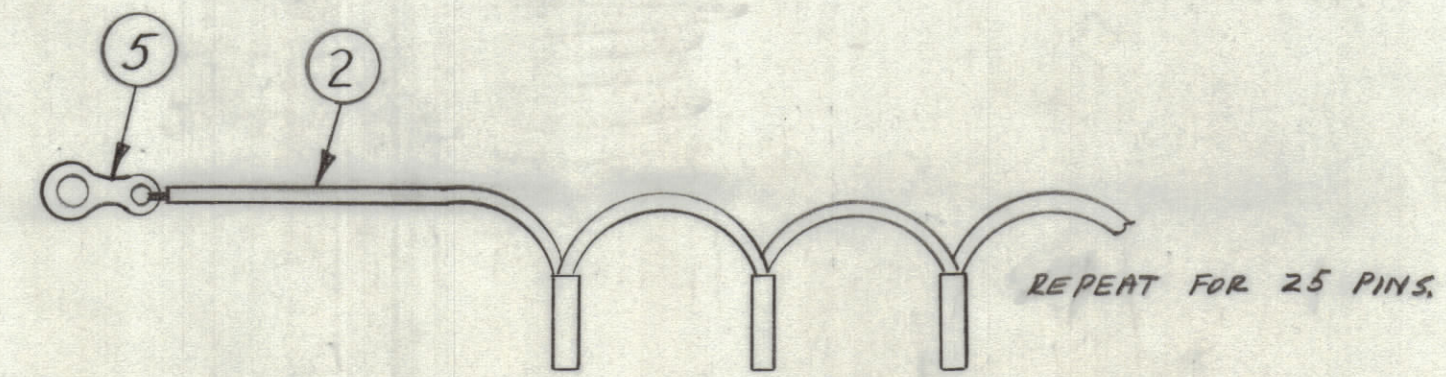
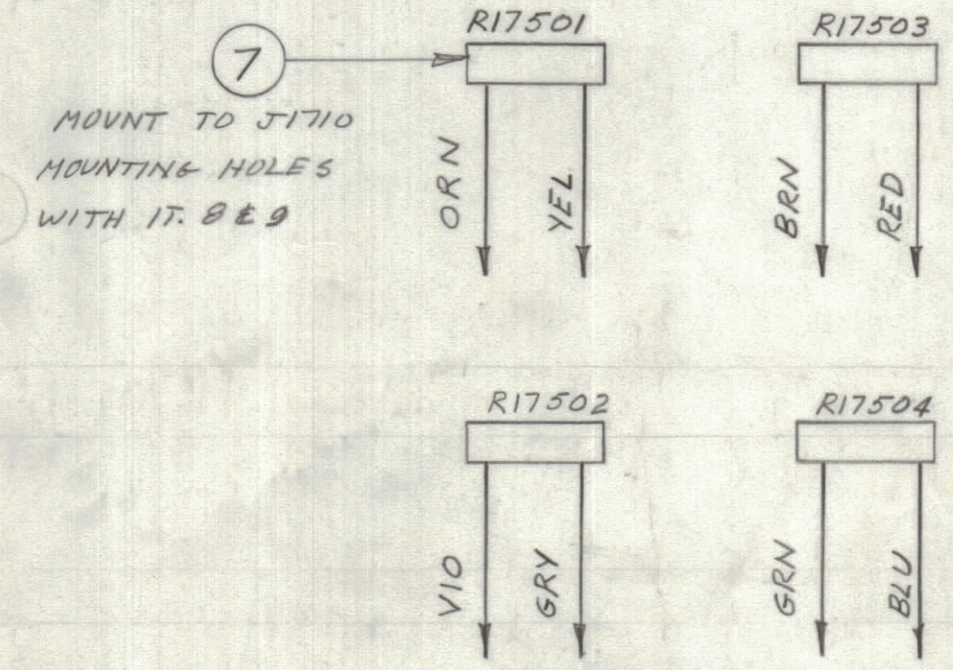
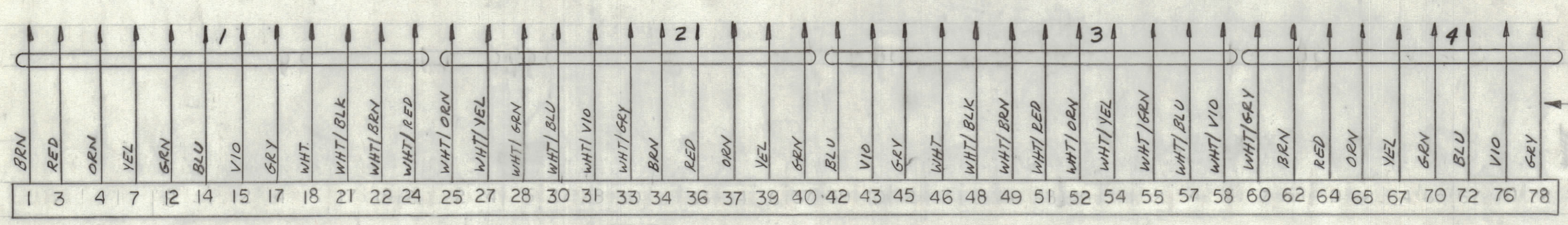
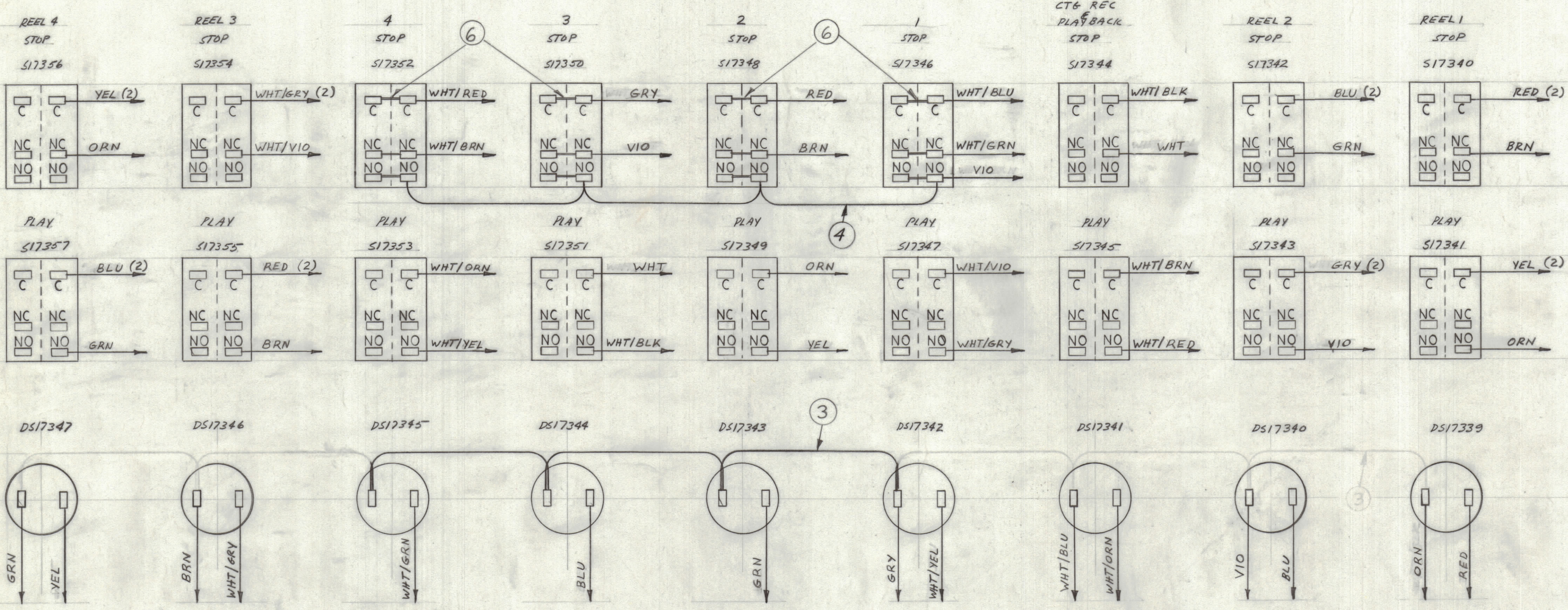


MULTIPLE TAPE CTG.



GROUND PIN ASS'Y  
GROUND THE FOLLOWING PINS IN J1710  
2, 5, 10, 13, 16, 20, 23, 26, 29, 32, 35  
38, 41, 44, 47, 50, 53, 56, 59, 63, 66, 71, 74, 77, 80

QTY.	REQ.	ITEM	PART NO.	DESCRIPTION	SYMBOL
4	9	SCBP0440	BN40	SCREW, MACH	
8	8	WA102-4		WASH.	
4	7	RW109-30		RES. FXD WW 10W 3K	
X	6	WL100-7		WIRE, ELEC, BUSS	
1	5	TE104-1		TERM. LOCKING	
X	4	MWC20(7)U7		WIRE, ELEC, INS	
X	3	MWC20(7)U8		WIRE, ELEC, INS	
X	2	MWC20(7)U0		WIRE, ELEC, INS	
1	1	CAB019		WIRING HARNESS, BRNCHD	

FINAL APPROVAL		DATE	LIST OF MATERIAL	
Ben Nap		2-5-68	THE TECHNICAL MATERIEL CORP.	
MECH. DES.			MAMARONECK, NEW YORK	
ELECT. DES.		2-13-68	WIRING, DIAGRAM	
CHECKED			AX8003 - TAPE REC. REM. CONT.	
DRAWN		1-8-67		
MATERIAL		SIZE		CODE IDENT. NO. DWG. NO.
FINISH		D 82679		CK 8033
		SCALE		SHEET OF

1	AX8003	ASS'Y NO.
QTY / UNIT	MODEL USED ON	
APPLICATION		
CODE		
MATERIAL		
FINISH		

TOLERANCES ON	
DECIMALS	FRACTIONS
.X ± .05	± 1/64
.XX ± .01	ANGLES
.XXX ± .005	± 0°-30'

NOTICE TO PERSONS RECEIVING THIS DRAWING  
THE TECHNICAL MATERIEL CORPORATION claims proprietary right in the material disclosed herein. This drawing is issued in confidence for engineering information only and may not be reproduced or used to manufacture anything shown hereon without permission from THE TECHNICAL MATERIEL CORPORATION to the user. This drawing is loaned for mutual assistance and is subject to recall at any time.

CK 8033