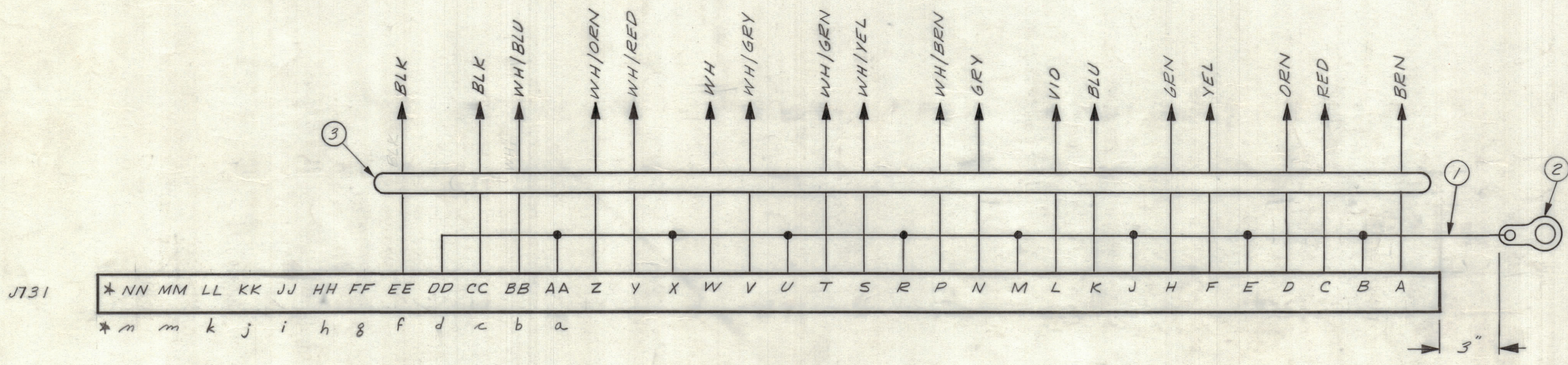
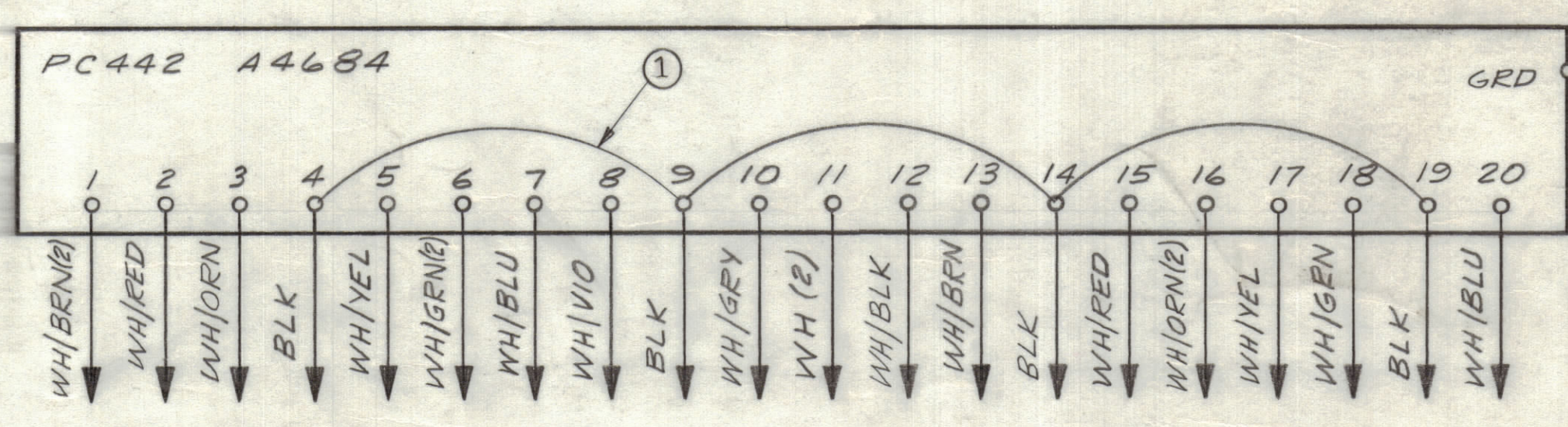
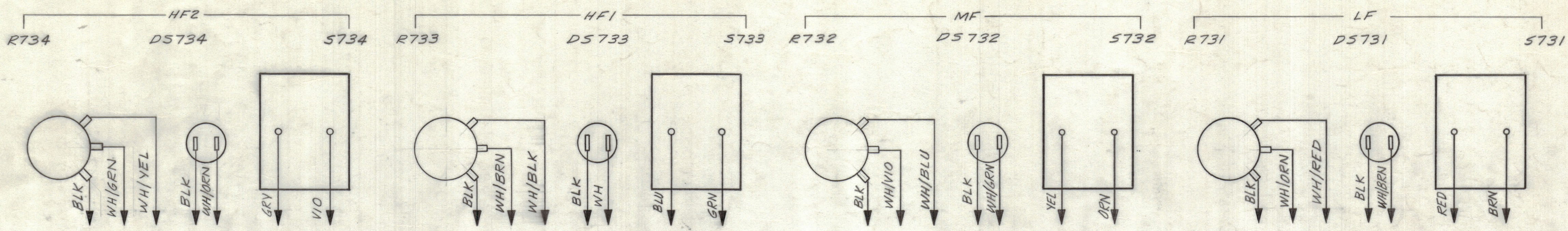


REVISIONS						
ZONE	LTR	DESCRIPTION	DATE	E.M.N.NO	DRAFT	CHKD APPD
	A	ADD JUMPERS ON PC442	4/1/68		CB	JHW JPP



35070

* WHERE APPLICABLE

QTY. REQ.	ITEM	PART NO.	DESCRIPTION	SYMBOL
1	3	CA8016	WIRING HARNESS, BRANCHED	
1	2	TE104-1	TERM. LUG, LOCKING	
X	1	MWC20(7)UO	WIRE, ELEC., INS	

LIST OF MATERIAL

UNLESS OTHERWISE SPECIFIED DIMENSIONS ARE IN INCHES AND INCLUDE CHEMICALLY APPLIED OR PLATED FINISHES		FINAL APPROVAL: <i>SM</i> DATE: 1-31-69	THE TECHNICAL MATERIEL CORP. MAMARONECK, NEW YORK WIRING DIAGRAM
TOLERANCES ON		MECH. DES. DATE	
DECIMALS	FRACTIONS	ELECT. DES. DATE: 1-30-68	
.X ± .05	± 1/64	CHECKED DATE	
.XX ± .01	ANGLES	DRAWN: G.E. ZUCKER / MACK DATE: 12-22-67	ISSUE: A
.XXX ± .005	± 0°-30'	MATERIAL	SIZE: D 82679 CK 8027
FINISH		SCALE	SHEET OF

1	ATPC-1	ASS'Y NO.
QTY / UNIT	MODEL USED ON	
APPLICATION		
CODE		
NOTICE TO PERSONS RECEIVING THIS DRAWING THE TECHNICAL MATERIEL CORPORATION claims proprietary right in the material disclosed hereon. This drawing is issued in confidence for engineering information only and may not be reproduced or used to manufacture anything shown hereon without permission from THE TECHNICAL MATERIEL CORPORATION to the user. This drawing is loaned for mutual assistance and is subject to recall at any time.		