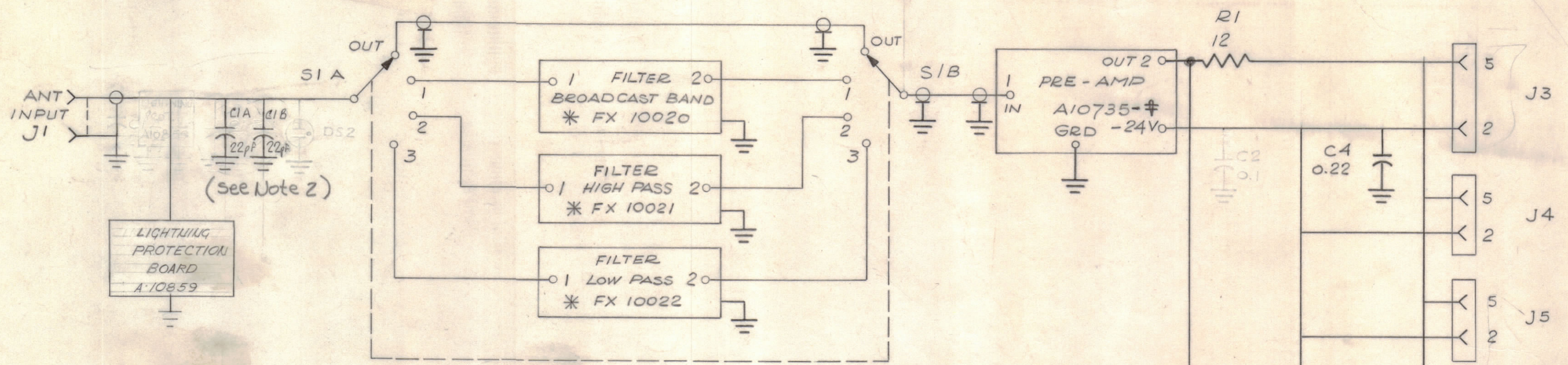


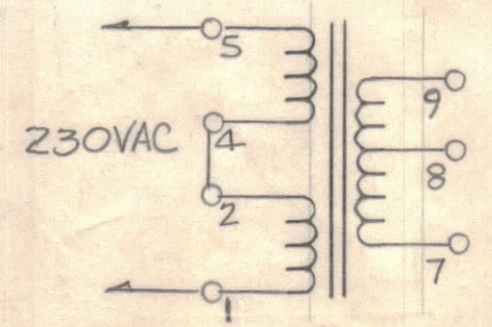
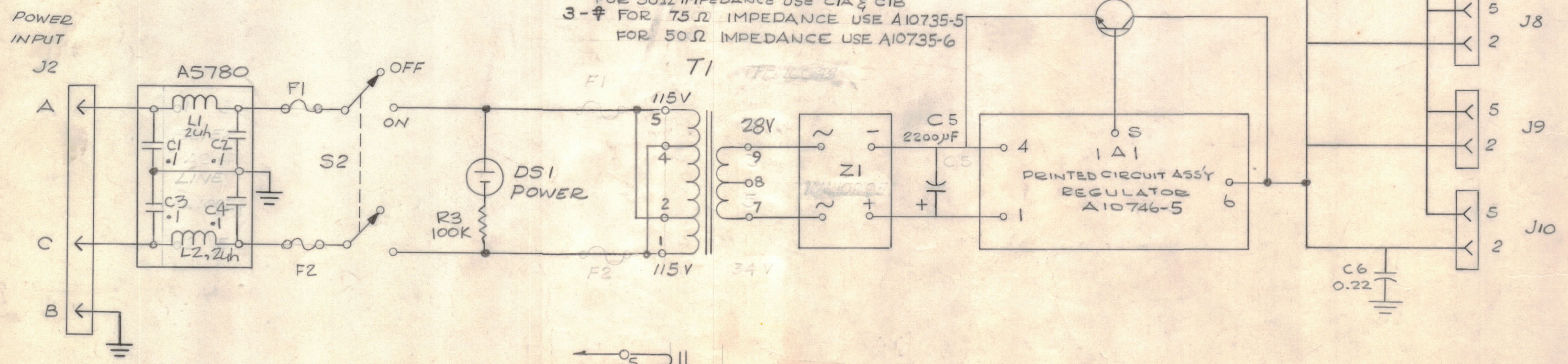
IF IT IS FOUND DESIRABLE TO CHANGE ANY TOLERANCE OR OTHER DETAIL SPECIFIED ON THIS DRAWING NOTIFY THE PURCHASER PROMPTLY.						DIMENSIONS IN INCHES UNLESS OTHERWISE SPECIFIED	
MAXIMUM ALLOWABLE TOLERANCES HAVE BEEN DETERMINED AND DEVIATIONS WILL BE CAUSE FOR REJECTION. REMOVE ALL BURRS AND SHARP EDGES.							
ISSUE	ITEM	CHANGED FROM	DATE	CN. NO.	DRAFTS	CHECKER	ENG. APP.
0		REL TO PROD.	5-12-80				
A		F1 & F2 RELOCATED	5-3-89			GDL	
B		AS PER CEMN	16 DEC 1977				
C		AS PER CEMN	11-30-77				

REQ.	ITEM	PART NO.	DESCRIPTION
------	------	----------	-------------



S1 - FILTER SELECT
 POS 1 - OUT
 POS 2 - B/C REJECT
 POS 3 - 0.1 - 2 MHZ
 POS 4 - 2 - 32 MHZ

NOTE
 1- * FILTERS ARE OPTIONAL
 2- FOR 75Ω IMPEDANCE USE CIA ONLY
 FOR 50Ω IMPEDANCE USE CIA & CIB
 3- ⚡ FOR 75Ω IMPEDANCE USE A10735-5
 FOR 50Ω IMPEDANCE USE A10735-6



CK2231 A

TOLERANCES		SCALE:
ALL OTHERS	DEC. DIM. ± .05 FRAC. DIM. ± 1/64 ANGULAR DIM. ± 0° 30'	DRILL, PUNCH, COMMERCIAL STOCK SIZES AND MANUFACTURERS TOLERANCES ARE NOT INCLUDED.

AMC 21C	PROJECT NO.	ASSY. NO.	DATE
			5-12-80

TMC (Canada) LIMITED ONTARIO			
SCHEMATIC			
CHASSIS ASSY MAIN			
STOCK SIZE	WEIGHT PER PC.	TYPE & TEMPER.	
		HEAT TREAT. SPEC.	
FINISH & SPEC. NO.		DRAWN: [Signature]	
		ELEC. DES. APP. [Signature]	
		MECH. DES. APP. [Signature]	
		CHECKED: [Signature]	
		FINAL APPROVAL: [Signature]	
CK2231 A			