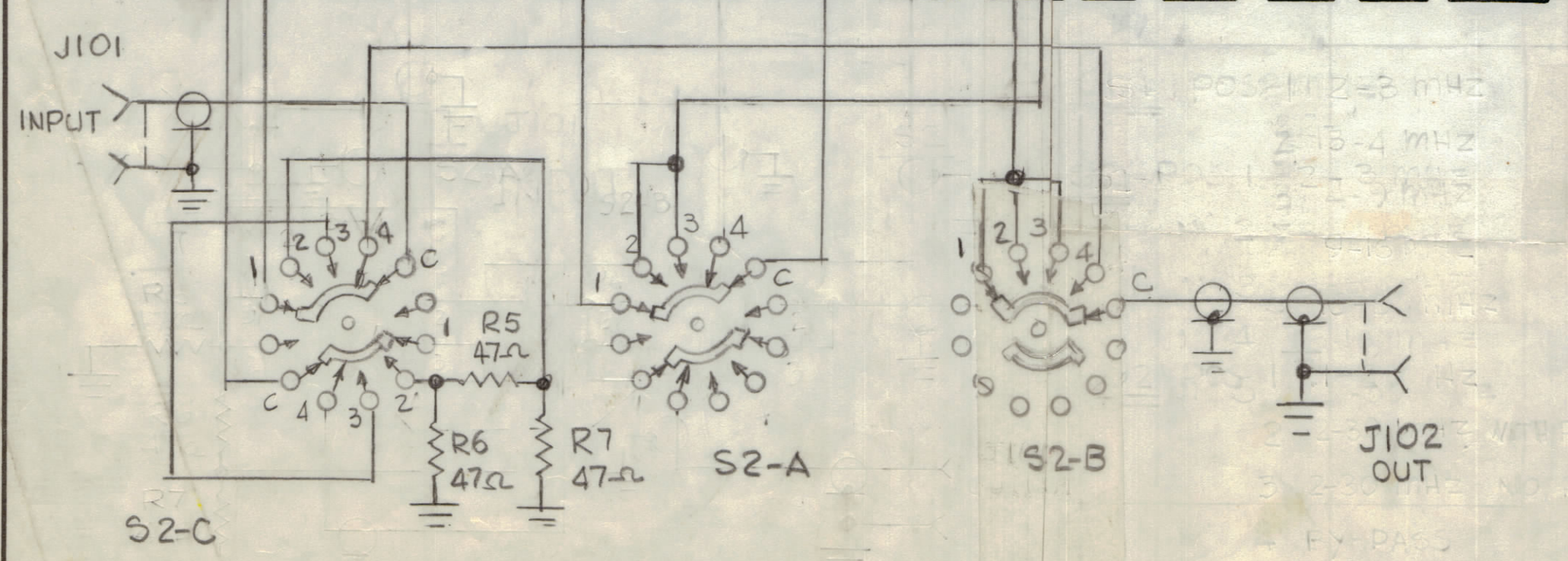
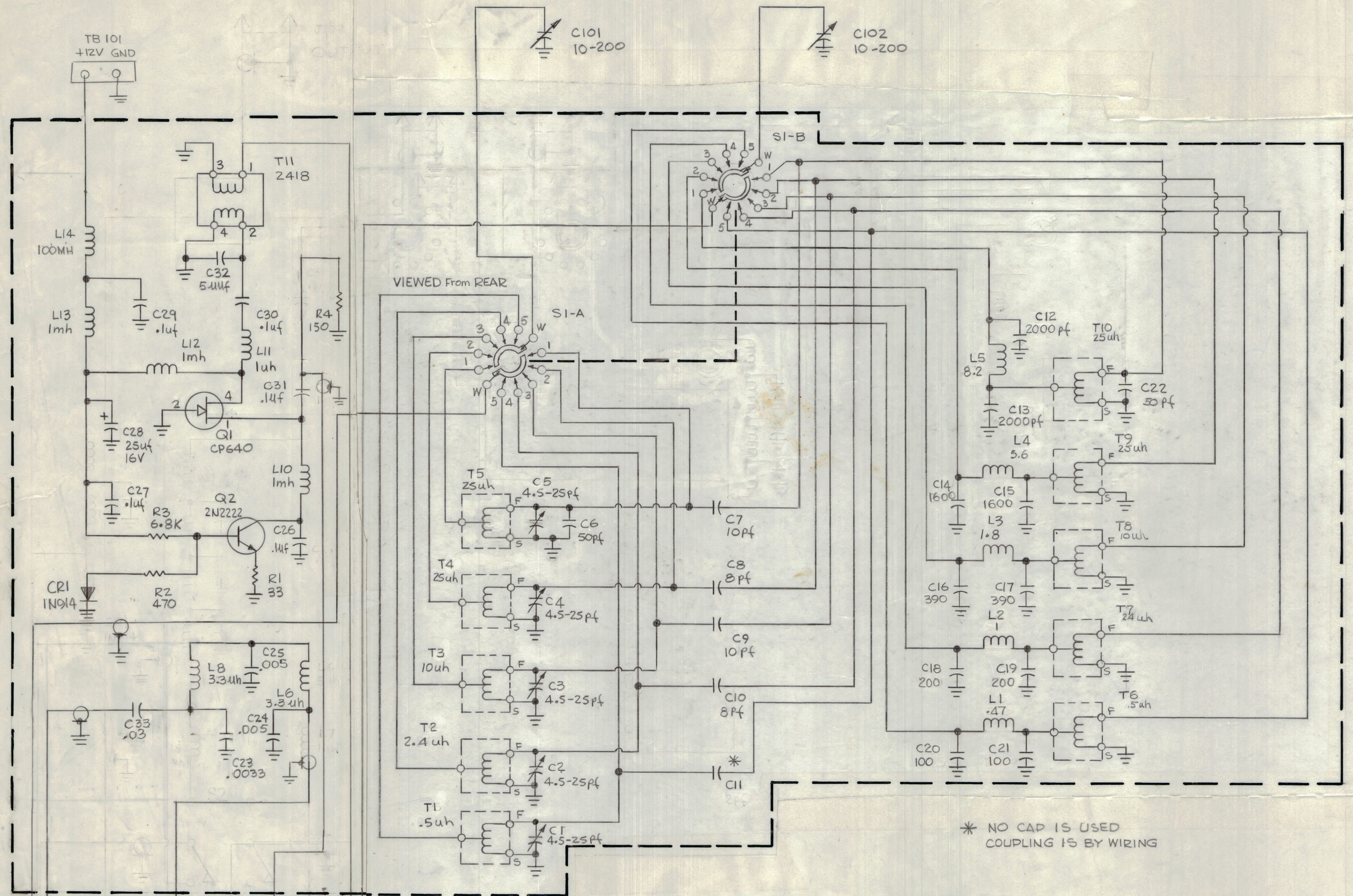
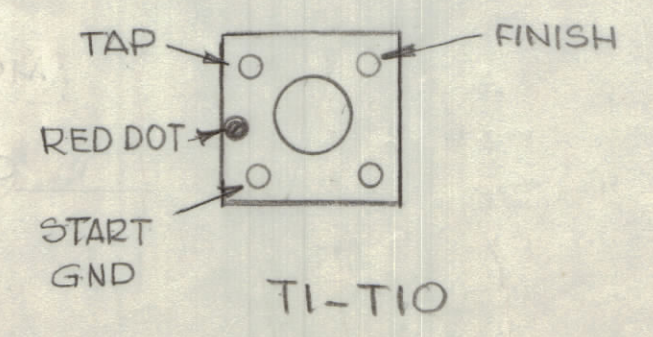


REVISIONS							
E.M.N.O.	DRAFT	CHKD	ZONE	LTR	DESCRIPTION	DATE	APPROVED
GDL				X1	REVISED & UPDATED	7-14-77	
GDL				X2	VALUES C12-C22 & L1-L5 CHANGED	7-26-77	
GDL				X3	REVISED & UPDATED	7-30-77	
				Ø	ORIGINAL RELEASE FOR PRODUCTION	2-11-80	FB



S1	POS-1	2-3
	2	3-4
	3	4-9
	4	9-16
	5	16-30
S2	POS-1	.1-2 MHz
	2	2-30
	3	2-30
	4	BY PASS



* NO CAP IS USED
COUPLING IS BY WIRING

1	RFP-1	A5701
QTY / UNIT	MODEL USED ON	ASS'Y NO.
APPLICATION		
CODE		
NOTICE TO PERSONS RECEIVING THIS DRAWING THE TECHNICAL MATERIEL CORPORATION claims proprietary right in the material disclosed hereon. This drawing is issued in confidence for engineering information only and may not be reproduced or used to manufacture anything shown hereon without permission from THE TECHNICAL MATERIEL CORPORATION to the user. This drawing is loaned for mutual assistance and is subject to recall at any time.		

QTY. REQ.	ITEM	PART NO.	DESCRIPTION	SYMBOL
LIST OF MATERIAL				
THE TECHNICAL MATERIEL CORP. MAMARONECK, NEW YORK				
DIAGRAM SCHEMATIC PRESELECTOR				
FINAL APPROVAL		DATE		
MECH. DES.		DATE		
ELECT. DES.		DATE		
CHECKED		DATE		
DRAWN		DATE		
MATERIAL		DATE		
FINISH		DATE		
SIZE	CODE IDENT NO.	DWG NO.		ISSUE
D	82679	CK 2163		Ø
SCALE				SHEET OF