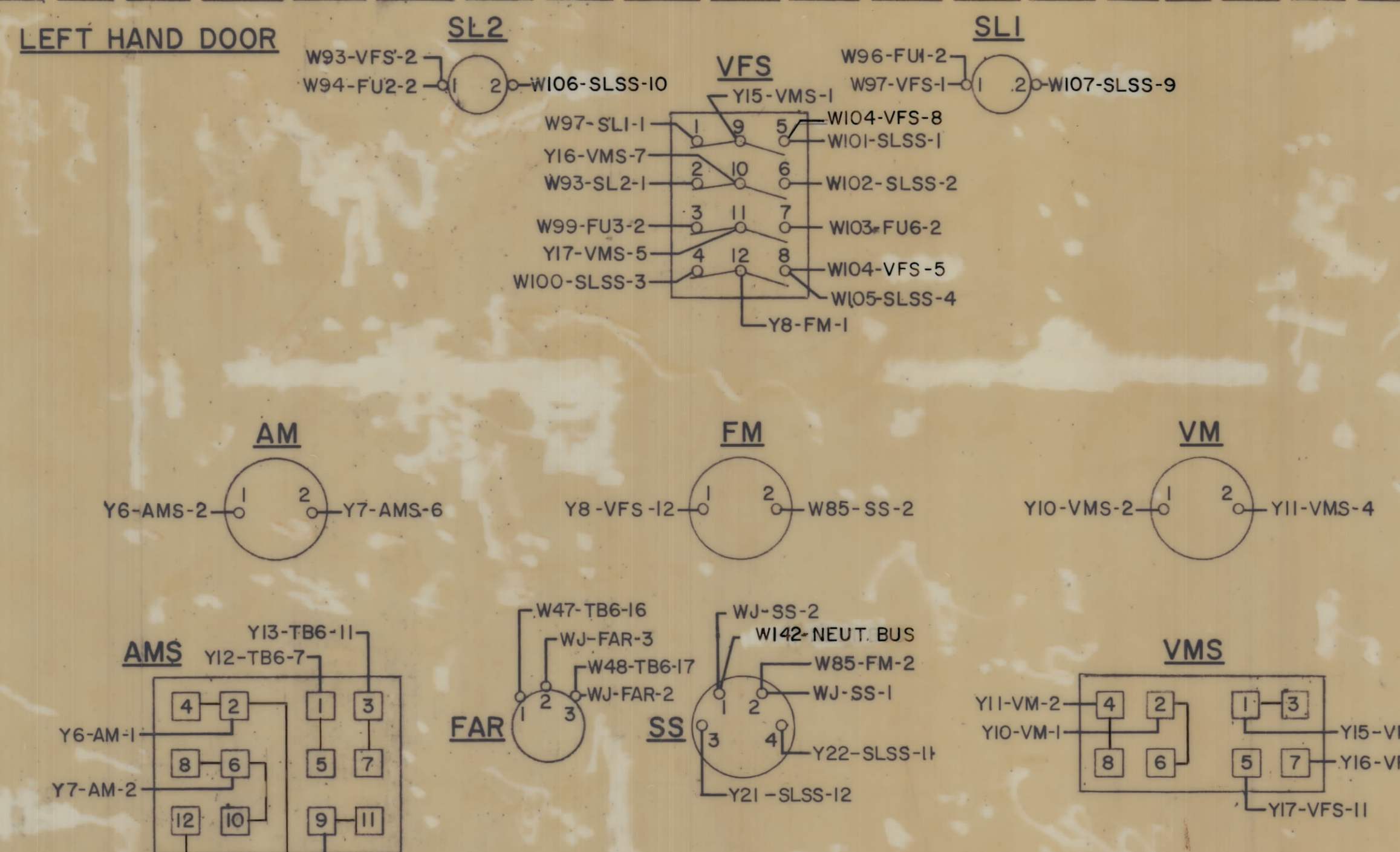
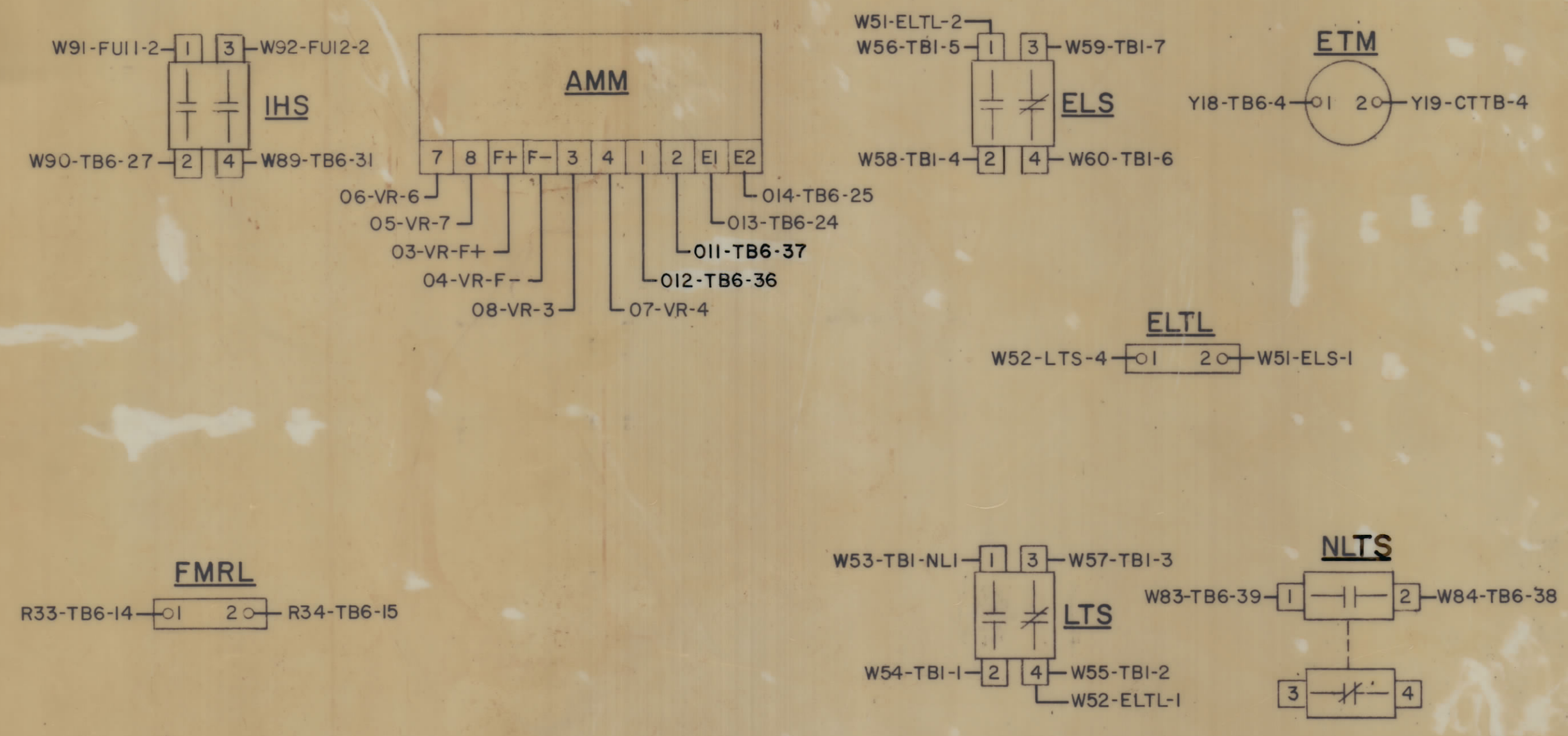


REVISIONS						
ZONE	LTR	DESCRIPTION	DATE	DRAFT	CHK'D	APP'D
A		SEE SHT. 2 OF 2	5/25/73	ESF	2	
A7	B	REVISED TB3-NLTS NL3 ALSO SEE SHT. 2 OF 2	6/8/73	ESF	2	R.C.
C		RELOCATED CTS & ADDED WIRE NOS	6/21/73	RWF	2	
D		RELOCATED MC & ADDED #6 AWG & SHEET 2	7/10/73	RWF	2	R.C.

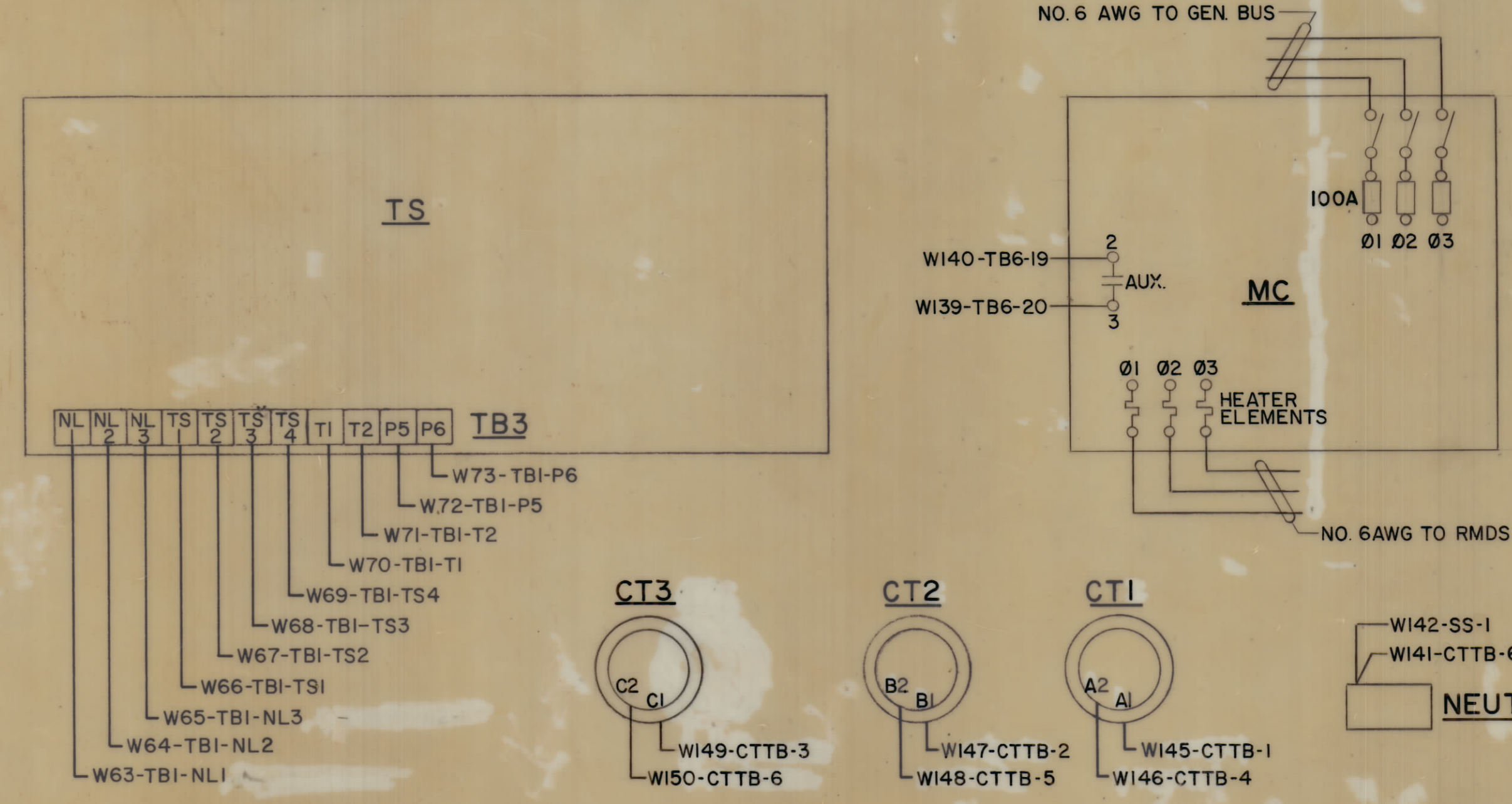
**INSIDE OF CABINET**

**RIGHT HAND DOOR**

**LEFT HAND DOOR**



**CENTER MOUNTING ANGLES**



QTY REQ		QTY REQ		QTY REQ		ITEM	PART NO.	MANUFACTURER	DESCRIPTION	SYM
PARTS LIST										
INTERPRET DRAWING PER LISTED DOCUMENTS							DRAWN <b>FERNANDEZ</b>		DATE <b>4/5/73</b>	
DIMENSIONING MIL - STD - 8 SURFACE ROUGHNESS MIL - STD - 10 ABBREVIATIONS MIL - STD - 12 ELECTRONIC SYMBOLS MIL - STD - 15 WELDING SYMBOLS JAN - STD - 19							CHECKED <b>CRB</b>		DATE <b>22 MAY 73</b>	
NEXT ASSY USED ON APPLICATION							D. ENG. <b>WA</b>		DATE <b>6-1-73</b>	
UNLESS OTHERWISE SPECIFIED DIMENSIONS ARE IN INCHES AND INCLUDE CHEMICALLY APPLIED OR PLATED FINISHES REMOVE ALL BURRS AND SHARP EDGES							P. ENG. <b>CRB</b>		DATE <b>22 MAY 73</b>	
TOLERANCES ON FRACTIONS ANGLES DECIMALS							P. MGR.		DATE	
MATERIAL							CHIEF, ENG. DEPT.		DATE	
FINISH							TMC QA		DATE <b>2-7-73</b>	
NOTICE TO PERSONS RECEIVING THIS DRAWING THE TMC SYSTEMS AND POWER CORPORATION claims proprietary right in the material disclosed hereon. This drawing is issued in confidence for engineering information only and may not be reproduced or used to manufacture anything shown hereon without permission from THE TMC SYSTEMS AND POWER CORPORATION to the user. This drawing is loaned for mutual assistance and is subject to recall at any time.							FAA GRG		DATE <b>9-7-73</b>	
THE TMC SYSTEMS AND POWER CORPORATION								SPRINGFIELD, VIRGINIA		
WIRING DIAGRAM								AC CONTROL CABINET		
500KW 120/208VAC								REV <b>D</b>		
SIZE <b>D</b> CODE IDENT NO <b>24146</b> DWG. NO. <b>CK1817</b>								SHEET <b>1</b> OF <b>2</b>		