

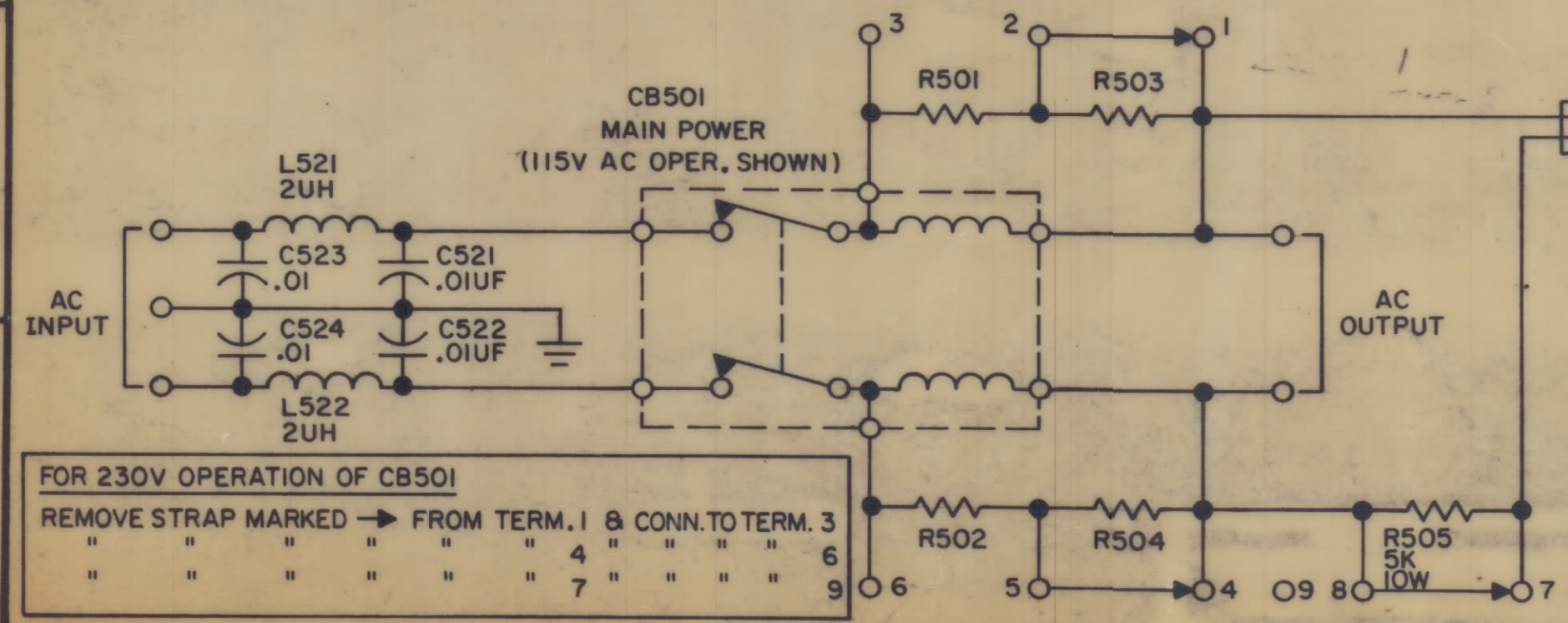
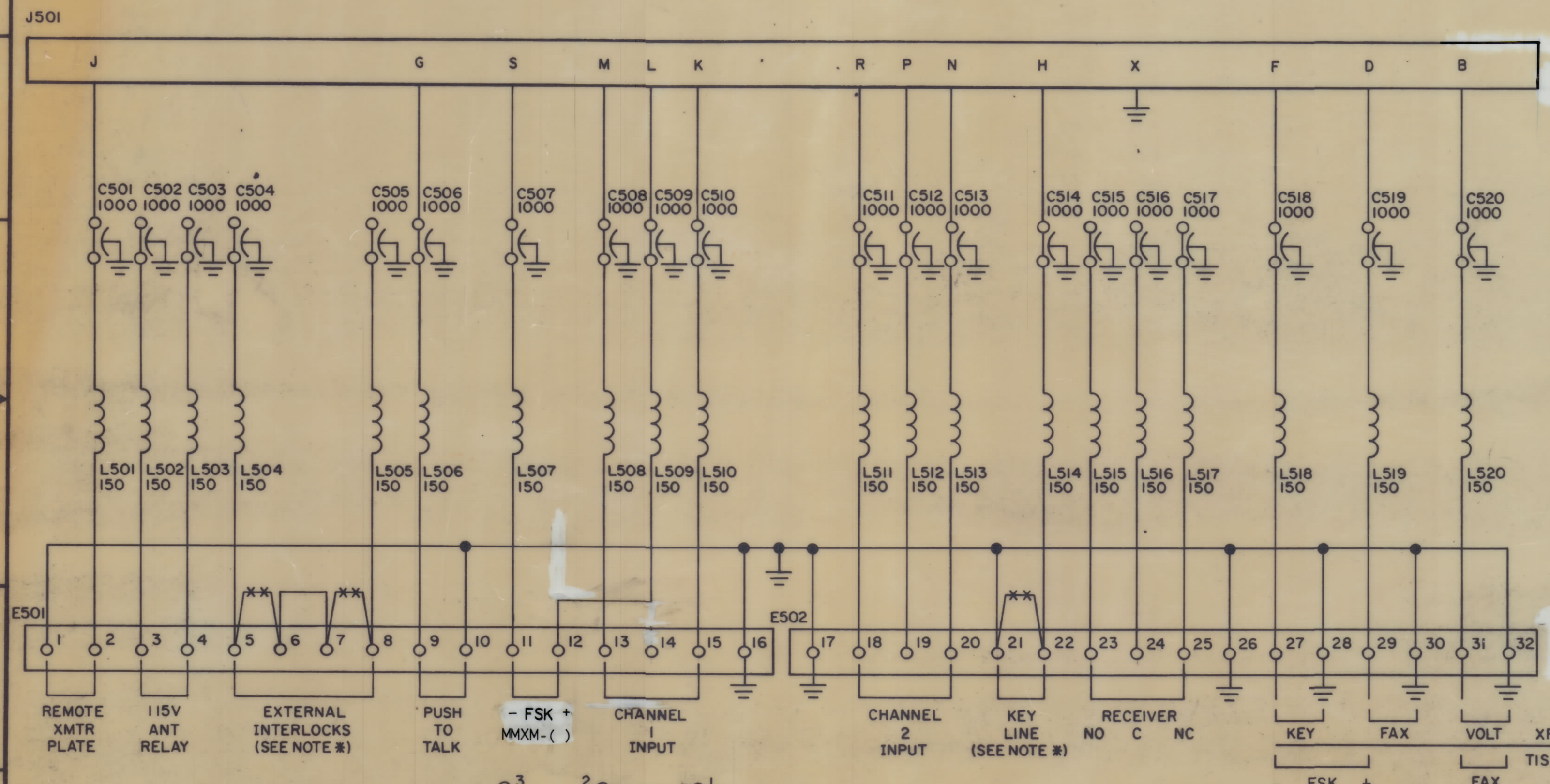
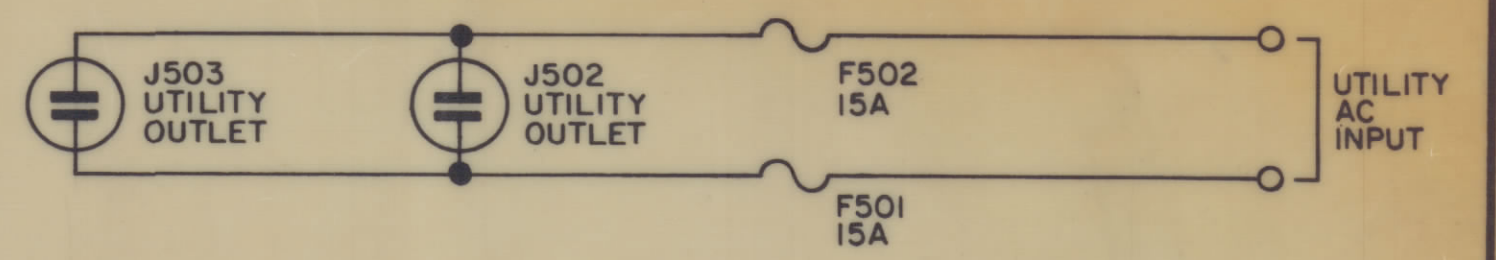
UNLESS OTHERWISE SPECIFIED:  
 ALL CAPACITORS ARE IN MICRO-MICROFARADS.  
 ALL COILS ARE IN MILLIHENRIES.

NOTE \*  
 WHEN EXTERNAL INTERLOCKS AND/OR KEYLINE IS USED, REMOVE JUMPERS MARKED \*\* FROM TERMINALS 5 & 6, 7 & 8 AND 21 & 22.

- LAST SYMBOLS
- C524
  - CB501
  - E302
  - I501
  - J503
  - L522
  - R505

- MISSING SYMBOLS

REVISIONS							
SYM	ZONE	DESCRIPTION	DATE	E.M.N. NO.	DRAFT	CHKD	APPD
X		EXPERIMENTAL RELEASE					
Ø		ORIGINAL RELEASE FOR PRODUCTION	3/16/70			J.A.	
A		E503 DELETED. U/O WAS APP-4 ( )	3/16/70	1979B		CV	



FOR 230V OPERATION OF CB501  
 REMOVE STRAP MARKED → FROM TERM. 1 & CONN. TO TERM. 3  
 " " " " " " 4 " " " " 6  
 " " " " " " 7 " " " " 9

UNLESS OTHERWISE SPECIFIED  
 DIMENSIONS ARE IN INCHES  
 TOLERANCES ON  
 FRACTIONS DECIMALS ANGLES  
 ±1/64 ±.005 ±1/2°

MATERIAL  
 FINISH

QTY REQ	ITEM	PART NO.	DESCRIPTION	SYMBOL
BUTLER BILL OF MATERIAL				
FINAL APPROVAL		DATE	THE TECHNICAL MATERIEL CORP. MAMARONECK, NEW YORK	
MECH. DES.		DATE		
ELECT. DES.		DATE		
CHECKED		DATE		
DRAWN		DATE	DIAGRAM, SCHEMATIC	
APPROVED FOR		DATE	APP-4D	
CONTRACT NO.		CODE	SIZE	DWG. NO.
S.O. No. 31-0395A-129		82679	G	CK1769
SCALE		SHEET / OF /		ISSUE
				A

MODEL USED ON SBTM-1KJK