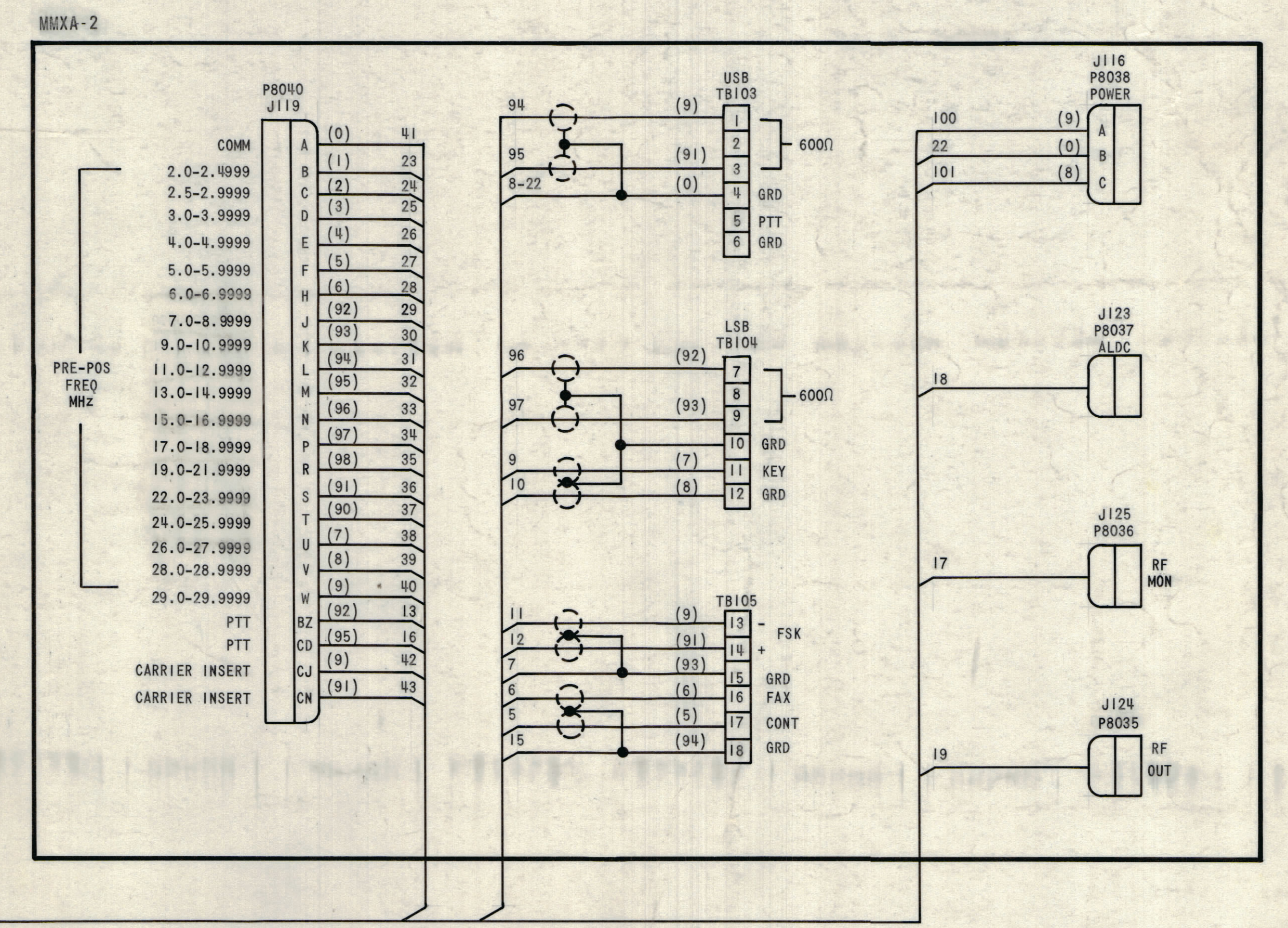
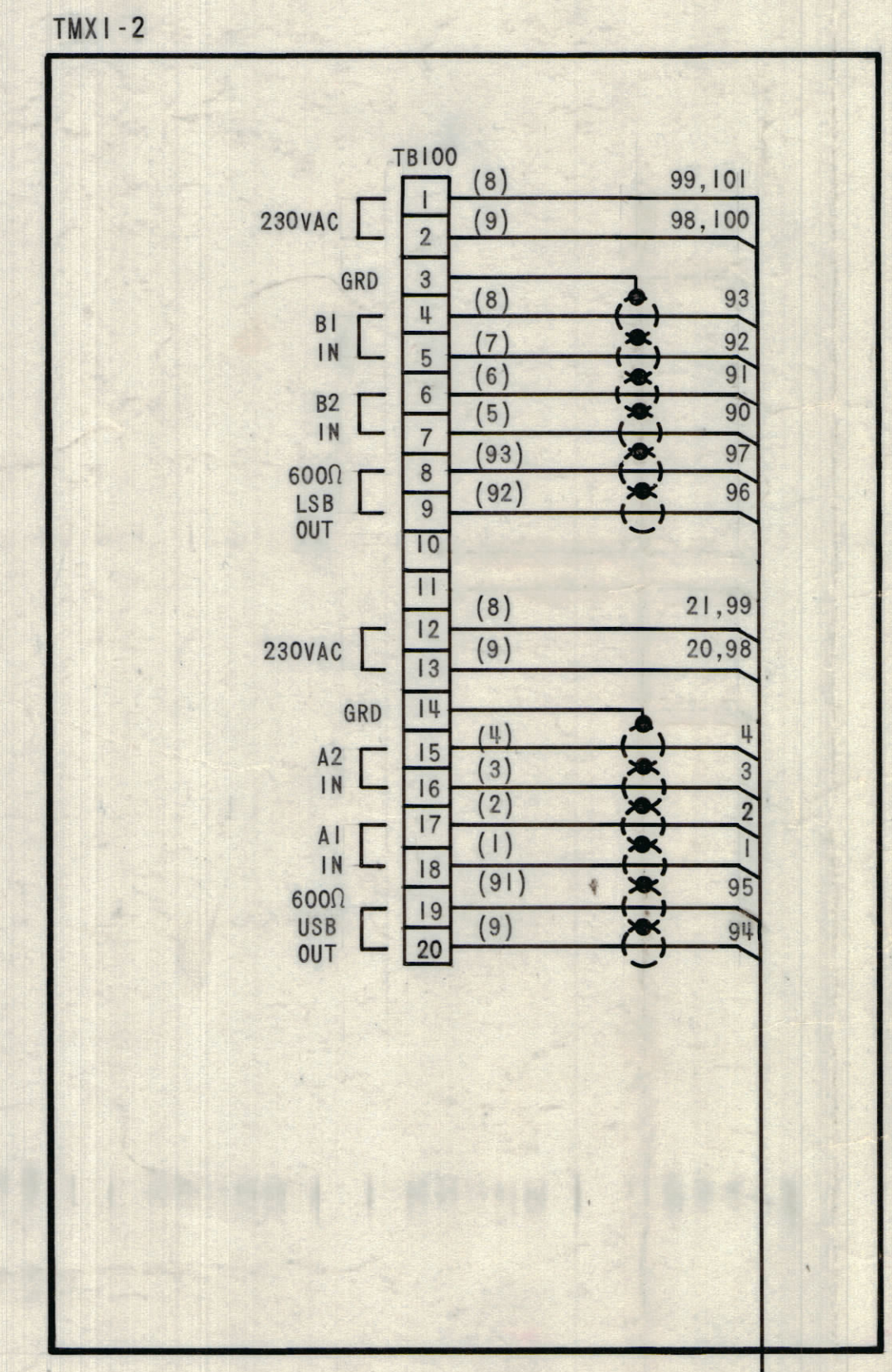
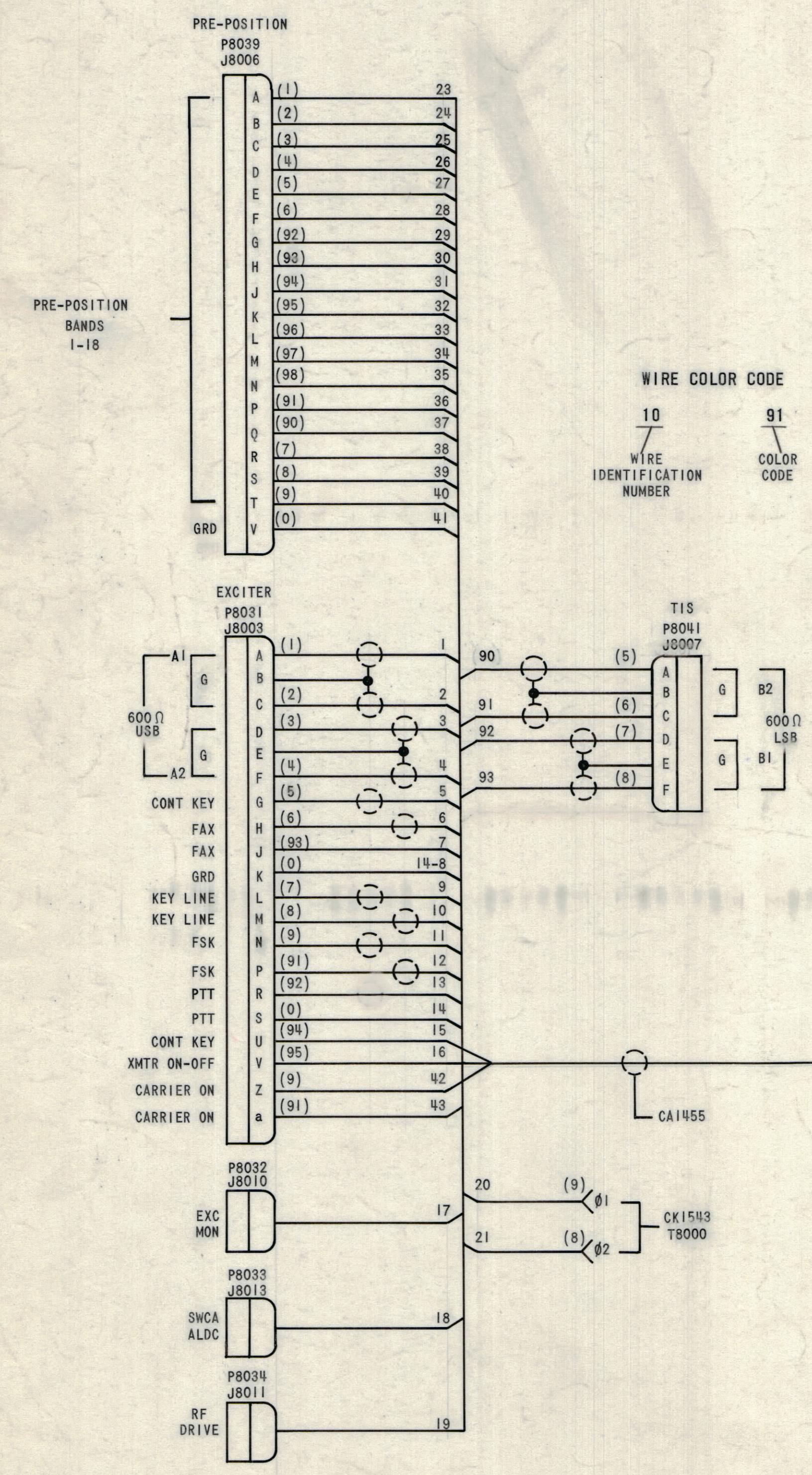


REVISIONS						
ZONE	LTR	DESCRIPTION	DATE	E.M.N.NO	DRAFT	CHKD
X		EXPERIMENTAL RELEASE	9/6/68	X	CV	RG
X		UNIT FUNCTIONS & TMC PART NOS ADDED	9-11-68	X	CV	RG
B		ORIGINAL RELEASE FOR PROD.	9-12-68	B	RG	RG
A		UPDATED & REV.	10-22-68	19083	HZ	FO



QTY. REQ.	ITEM	PART NO.	DESCRIPTION	SYMBOL
LIST OF MATERIAL				
<b>THE TECHNICAL MATERIEL CORP.</b> MAMARONECK, NEW YORK				
DIAGRAM, SCHEMATIC EXCITER INTERCONNECT				
SIZE	CODE IDENT. NO.	DWG NO.	ISSUE	
D	82679	CK 1547	A	
SCALE	SHEET			OF

GPTA-2.5Jd/50		ASS'Y NO.	
QTY / UNIT	MODEL USED ON	ASS'Y NO.	
APPLICATION			
CODE			
MATERIAL			
FINISH			

UNLESS OTHERWISE SPECIFIED DIMENSIONS ARE IN INCHES AND INCLUDE CHEMICALLY APPLIED OR PLATED FINISHES	FINAL APPROVAL <i>[Signature]</i> DATE 9/12/68
TOLERANCES ON	MECH. DES. <i>[Signature]</i> DATE 9-12-68
DECIMALS .X ± .05	ELECT. DES. <i>[Signature]</i> DATE 9-12-68
FRACTIONS ± 1/64	CHECKED <i>[Signature]</i> DATE 9-12-68
ANGLES ± 0° -30'	DRAWN <i>[Signature]</i> DATE 9-23-68

**NOTICE TO PERSONS RECEIVING THIS DRAWING**  
THE TECHNICAL MATERIEL CORPORATION claims proprietary right in the material disclosed hereon. This drawing is issued in confidence for engineering information only and may not be reproduced or used to manufacture anything shown hereon without permission from THE TECHNICAL MATERIEL CORPORATION to the user. This drawing is loaned for mutual assistance and is subject to recall at any time.