

4

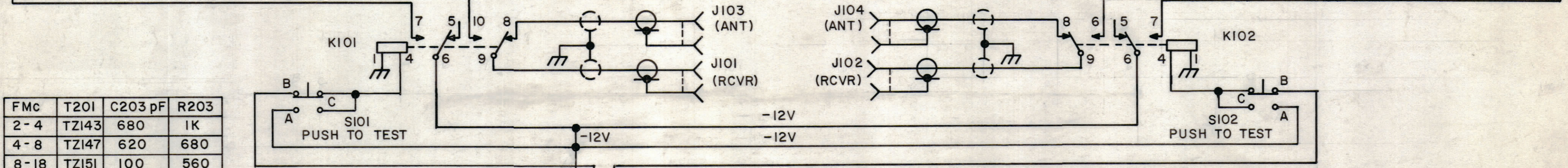
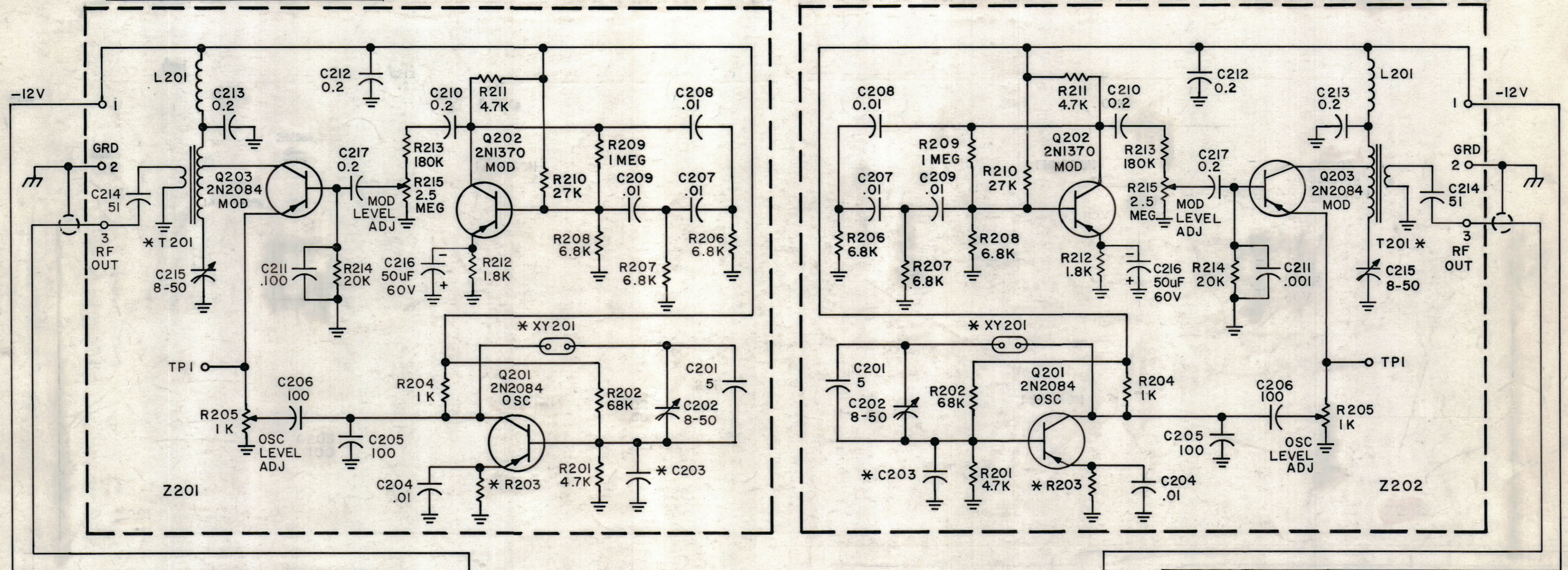
3

2

1

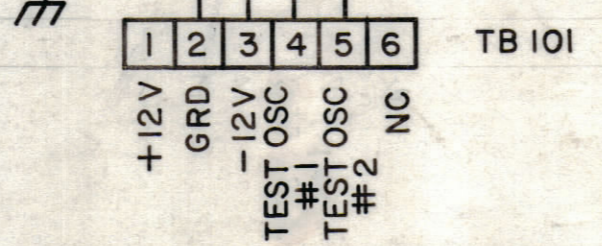
LAST SYMBOL	MISSING SYMBOL
C217	
J104	
K102	
L201	
Q203	
R215	
S102	
T201	
TB101	
TP1	
XY201	
Z202	

REVISIONS						
ZONE	LTR	DESCRIPTION	DATE	E.M.N.O.	DRAFT	CHKD APPD
	X	EXP. RELEASE	5/27/68	+	HSD	LS
		ORIGINAL RELEASE FOR PROD	6/25/68		HSD	LS



FMC	T201	C203 pF	R203
2-4	TZ143	680	1K
4-8	TZ147	620	680
8-18	TZ151	100	560

NOTE:
 * DENOTES CUSTOMERS SELECTION OF FREQUENCY. (SEE CHART)
 ALL CAPACITORS ARE IN pF.
 ALL RESISTORS ARE IN OHMS 1/2 WATT.



APPLICATION		
QTY / UNIT	MODEL USED ON	ASS'Y NO.
	RTO-21(), RTO-22()	
	CODE	

NOTICE TO PERSONS RECEIVING THIS DRAWING
 THE TECHNICAL MATERIEL CORPORATION claims proprietary right in the material disclosed hereon. This drawing is issued in confidence for engineering information only and may not be reproduced or used to manufacture anything shown hereon without permission from THE TECHNICAL MATERIEL CORPORATION to the user. This drawing is loaned for mutual assistance and is subject to recall at any time.

QTY. REQ.	ITEM	PART NO.	DESCRIPTION	SYMBOL
	O. POSE LIST OF MATERIAL			
	FINAL APPROVAL <i>[Signature]</i> DATE			
	MECH. DES. DATE			
	ELECT. DES. <i>[Signature]</i> DATE 6/25/68			
	CHECKED DATE			
	DRAWN J. WACHMAN DATE 5-10-68			
MATERIAL			SIZE	CODE IDENT. NO.
FINISH			C	82679
			DWG NO.	CK1515
			SCALE	SHEET OF

4

3

2

1