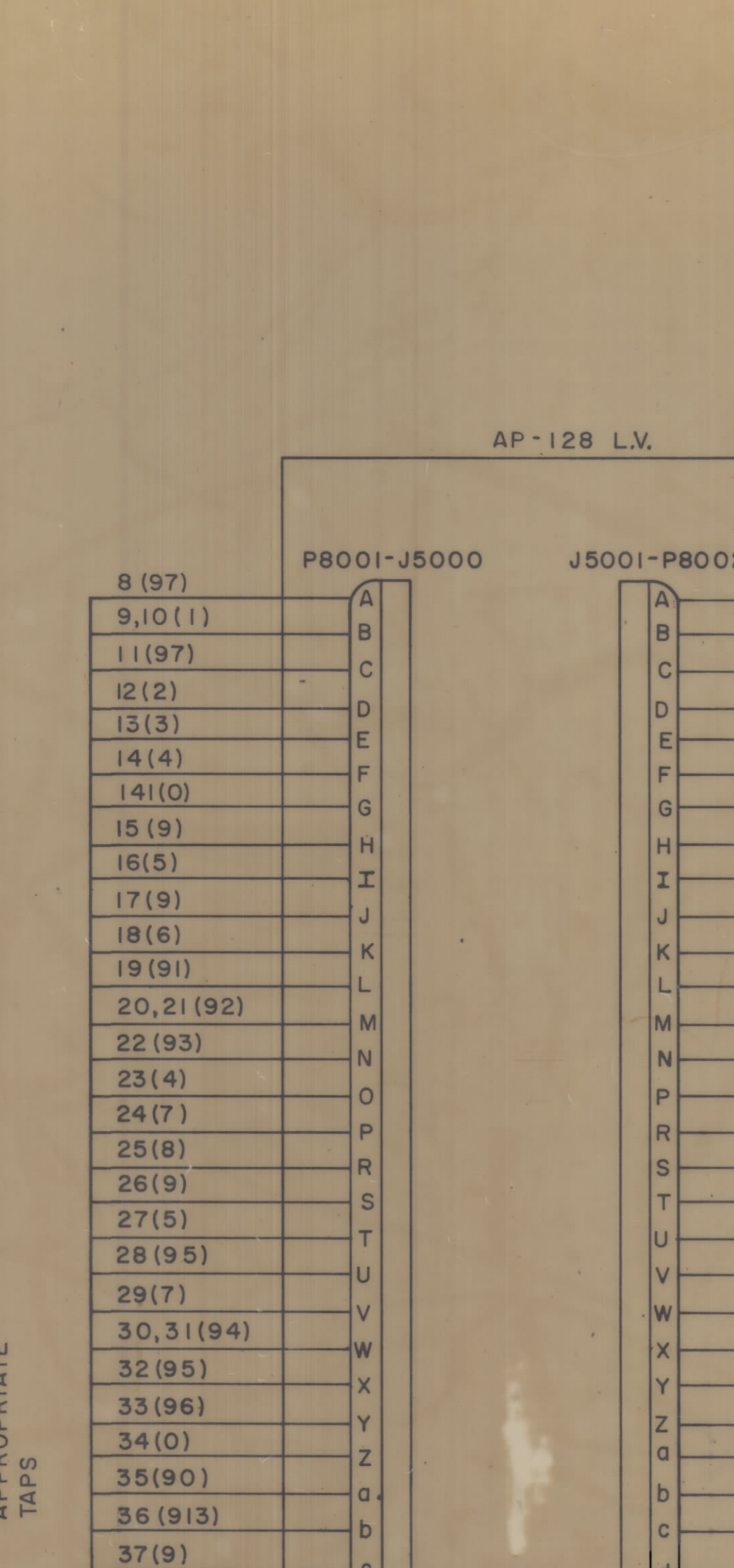
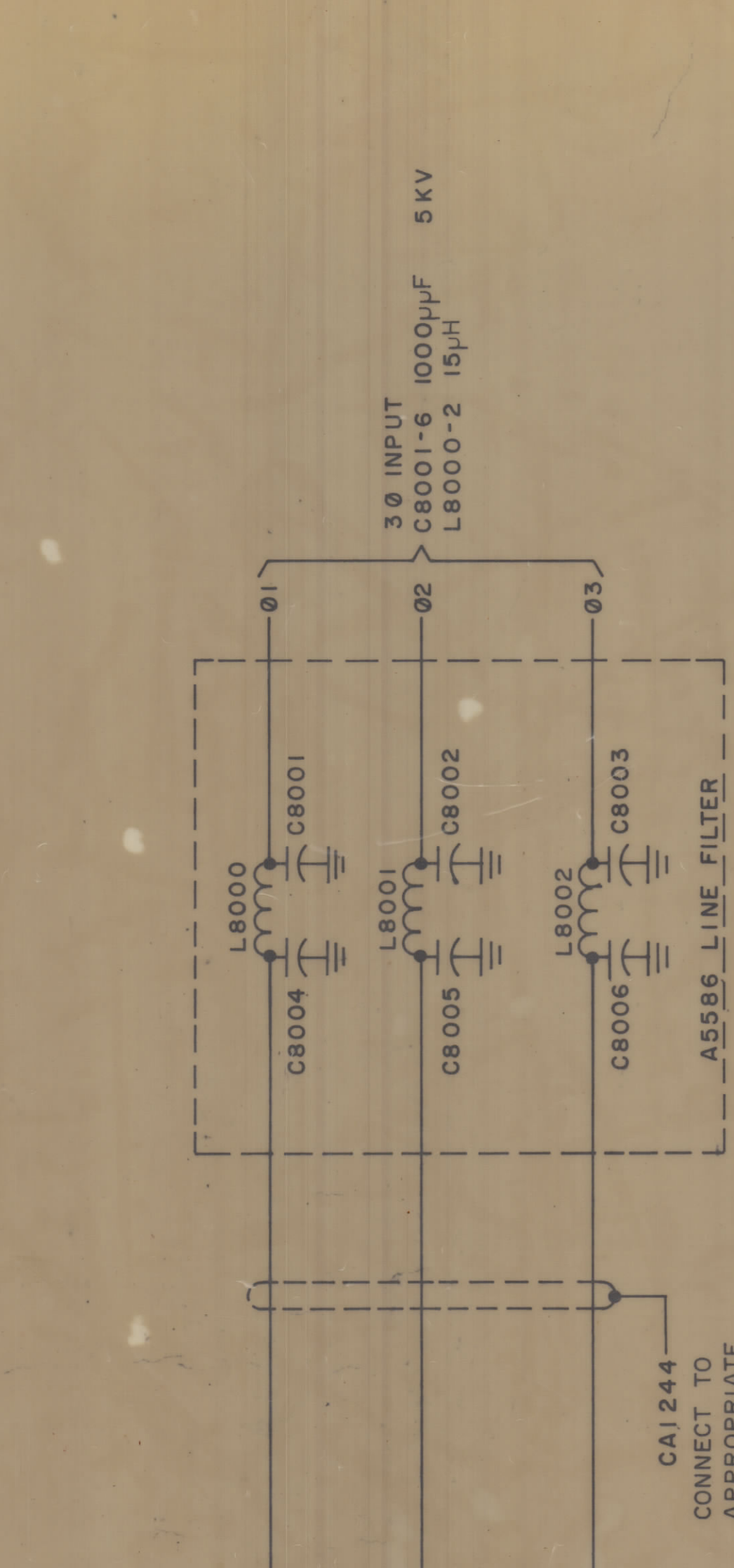
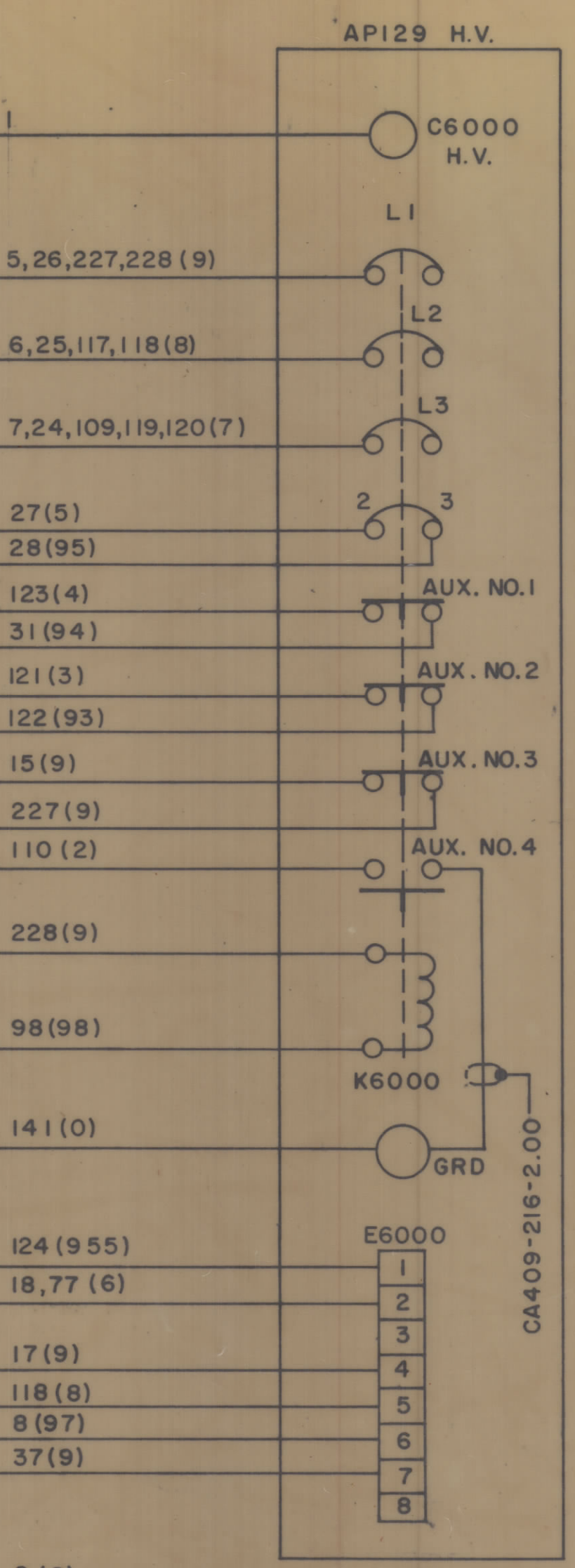


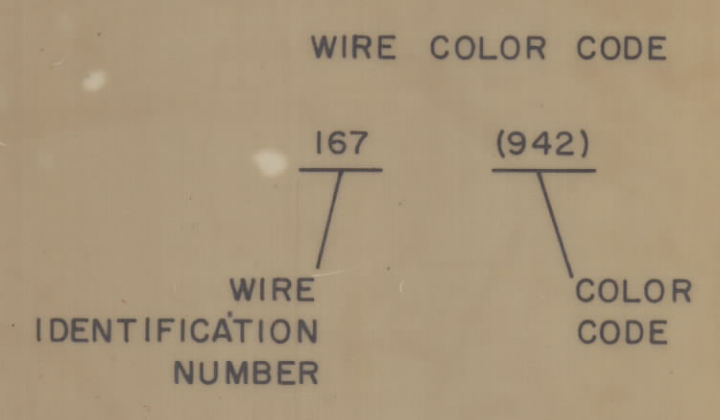
REVISIONS							
ZONE	LTR	DESCRIPTION	DATE	E.M.N.NO	DRAFT	CHKD	APPD
	X	EXP. RELEASE	11-11-66				
	X1	SEE SH. 1	11-19-66				
	X2	SEE SHEET 1	3-24-67				
	Ø	ORIGINAL RELEASE FOR PROD	3-3-67			RME	
	A	ON J8001 PIN 5 & 234-945 ADDED ON E8007 PIN 1 NO. 235 ADDED-SEE SHEETS 1 & 3	3-13-67	17952		GDL	
	B	SEE SHEET 3	5-12-67	18201		LAK	
	C	ON J8001 PINS 6, 7, 8, 9, 10, 11, 12, 13, 14, 15, 16, 17, 18, 19, 20, 21, 22, 23, 24, 25, 26, 27, 28, 29, 30, 31, 32, 33, 34, 35, 36, 37, 38, 39, 40, 41, 42, 43, 44, 45, 46, 47, 48, 49, 50, 51, 52, 53, 54, 55, 56, 57, 58, 59, 60, 61, 62, 63, 64, 65, 66, 67, 68, 69, 70, 71, 72, 73, 74, 75, 76, 77, 78, 79, 80, 81, 82, 83, 84, 85, 86, 87, 88, 89, 90, 91, 92, 93, 94, 95, 96, 97, 98, 99, 100, 101, 102, 103, 104, 105, 106, 107, 108, 109, 110, 111, 112, 113, 114, 115, 116, 117, 118, 119, 120, 121, 122, 123, 124, 125, 126, 127, 128, 129, 130, 131, 132, 133, 134, 135, 136, 137, 138, 139, 140, 141, 142, 143, 144, 145, 146, 147, 148, 149, 150, 151, 152, 153, 154, 155, 156, 157, 158, 159, 160, 161, 162, 163, 164, 165, 166, 167, 168, 169, 170, 171, 172, 173, 174, 175, 176, 177, 178, 179, 180, 181, 182, 183, 184, 185, 186, 187, 188, 189, 190, 191, 192, 193, 194, 195, 196, 197, 198, 199, 200, 201, 202, 203, 204, 205, 206, 207, 208, 209, 210, 211, 212, 213, 214, 215, 216, 217, 218, 219, 220, 221, 222, 223, 224, 225, 226, 227, 228, 229, 230, 231, 232, 233, 234, 235, 236, 237, 238, 239, 240, 241, 242, 243, 244, 245, 246, 247, 248, 249, 250, 251, 252, 253, 254, 255, 256, 257, 258, 259, 260, 261, 262, 263, 264, 265, 266, 267, 268, 269, 270, 271, 272, 273, 274, 275, 276, 277, 278, 279, 280, 281, 282, 283, 284, 285, 286, 287, 288, 289, 290, 291, 292, 293, 294, 295, 296, 297, 298, 299, 300, 301, 302, 303, 304, 305, 306, 307, 308, 309, 310, 311, 312, 313, 314, 315, 316, 317, 318, 319, 320, 321, 322, 323, 324, 325, 326, 327, 328, 329, 330, 331, 332, 333, 334, 335, 336, 337, 338, 339, 340, 341, 342, 343, 344, 345, 346, 347, 348, 349, 350, 351, 352, 353, 354, 355, 356, 357, 358, 359, 360, 361, 362, 363, 364, 365, 366, 367, 368, 369, 370, 371, 372, 373, 374, 375, 376, 377, 378, 379, 380, 381, 382, 383, 384, 385, 386, 387, 388, 389, 390, 391, 392, 393, 394, 395, 396, 397, 398, 399, 400, 401, 402, 403, 404, 405, 406, 407, 408, 409, 410, 411, 412, 413, 414, 415, 416, 417, 418, 419, 420, 421, 422, 423, 424, 425, 426, 427, 428, 429, 430, 431, 432, 433, 434, 435, 436, 437, 438, 439, 440, 441, 442, 443, 444, 445, 446, 447, 448, 449, 450, 451, 452, 453, 454, 455, 456, 457, 458, 459, 460, 461, 462, 463, 464, 465, 466, 467, 468, 469, 470, 471, 472, 473, 474, 475, 476, 477, 478, 479, 480, 481, 482, 483, 484, 485, 486, 487, 488, 489, 490, 491, 492, 493, 494, 495, 496, 497, 498, 499, 500, 501, 502, 503, 504, 505, 506, 507, 508, 509, 510, 511, 512, 513, 514, 515, 516, 517, 518, 519, 520, 521, 522, 523, 524, 525, 526, 527, 528, 529, 530, 531, 532, 533, 534, 535, 536, 537, 538, 539, 540, 541, 542, 543, 544, 545, 546, 547, 548, 549, 550, 551, 552, 553, 554, 555, 556, 557, 558, 559, 560, 561, 562, 563, 564, 565, 566, 567, 568, 569, 570, 571, 572, 573, 574, 575, 576, 577, 578, 579, 580, 581, 582, 583, 584, 585, 586, 587, 588, 589, 590, 591, 592, 593, 594, 595, 596, 597, 598, 599, 600, 601, 602, 603, 604, 605, 606, 607, 608, 609, 610, 611, 612, 613, 614, 615, 616, 617, 618, 619, 620, 621, 622, 623, 624, 625, 626, 627, 628, 629, 630, 631, 632, 633, 634, 635, 636, 637, 638, 639, 640, 641, 642, 643, 644, 645, 646, 647, 648, 649, 650, 651, 652, 653, 654, 655, 656, 657, 658, 659, 660, 661, 662, 663, 664, 665, 666, 667, 668, 669, 670, 671, 672, 673, 674, 675, 676, 677, 678, 679, 680, 681, 682, 683, 684, 685, 686, 687, 688, 689, 690, 691, 692, 693, 694, 695, 696, 697, 698, 699, 700, 701, 702, 703, 704, 705, 706, 707, 708, 709, 710, 711, 712, 713, 714, 715, 716, 717, 718, 719, 720, 721, 722, 723, 724, 725, 726, 727, 728, 729, 730, 731, 732, 733, 734, 735, 736, 737, 738, 739, 740, 741, 742, 743, 744, 745, 746, 747, 748, 749, 750, 751, 752, 753, 754, 755, 756, 757, 758, 759, 760, 761, 762, 763, 764, 765, 766, 767, 768, 769, 770, 771, 772, 773, 774, 775, 776, 777, 778, 779, 780, 781, 782, 783, 784, 785, 786, 787, 788, 789, 790, 791, 792, 793, 794, 795, 796, 797, 798, 799, 800, 801, 802, 803, 804, 805, 806, 807, 808, 809, 810, 811, 812, 813, 814, 815, 816, 817, 818, 819, 820, 821, 822, 823, 824, 825, 826, 827, 828, 829, 830, 831, 832, 833, 834, 835, 836, 837, 838, 839, 840, 841, 842, 843, 844, 845, 846, 847, 848, 849, 850, 851, 852, 853, 854, 855, 856, 857, 858, 859, 860, 861, 862, 863, 864, 865, 866, 867, 868, 869, 870, 871, 872, 873, 874, 875, 876, 877, 878, 879, 880, 881, 882, 883, 884, 885, 886, 887, 888, 889, 890, 891, 892, 893, 894, 895, 896, 897, 898, 899, 900, 901, 902, 903, 904, 905, 906, 907, 908, 909, 910, 911, 912, 913, 914, 915, 916, 917, 918, 919, 920, 921, 922, 923, 924, 925, 926, 927, 928, 929, 930, 931, 932, 933, 934, 935, 936, 937, 938, 939, 940, 941, 942, 943, 944, 945, 946, 947, 948, 949, 950, 951, 952, 953, 954, 955, 956, 957, 958, 959, 960, 961, 962, 963, 964, 965, 966, 967, 968, 969, 970, 971, 972, 973, 974, 975, 976, 977, 978, 979, 980, 981, 982, 983, 984, 985, 986, 987, 988, 989, 990, 991, 992, 993, 994, 995, 996, 997, 998, 999, 1000					
	D	RELOCATED IT. 92, 134(3) ON P8001 PIN F	11-16-68	18722		H3	
	E	ON AP-128 LV P8002 PIN 9 ADDED	1-10-71	21197		C.D.L.	

J8001	
A	Ø3 TO TCSA
B	Ø3 TO TLAA
C	Ø2 TO TLAA AND TCSEA
D	Ø2 TO SWCA
E	Ø3 TO SWCA
F	60VDC OR 24 VDC METER RELAY
G	26VDC TO SWCA
H	SERVO ON
J	SERVO MANUAL
K	BAND SW CONT. WAFER
L	TUNE SW
M	OVLD RESET
N	OVLD IND.
P	
Q	
R	
S	
T	OVLD LINE BAND 1-9
U	
V	
W	
X	
Y	CARRIER ON CONT.
Z	READY IND.
a	AUX. CONT. TO TCSEA
b	AUX. CONT. TO TCSEA
c	TUNE CONTACT CLOSED
d	TUNE-OPER CONTACT COM.
e	OPER CONTACT CLOSED
f	
g	
h	
i	EXC. CHAN 1-8
j	
k	
l	
m	
n	
p	ANT. SW 1
r	ANT. SW 2
s	ANT. 1 IND
t	ANT. 2 IND
u	26 VDC ANT SW
v	FAULT IND.
w	METER RELAY CONT.
x	FWD. PWR
y	
z	REFL. PWR
2	
3	GRD
4	ALDC DISABLE
5	ANT SW DISABLE
6	LOAD SW
10, 235(1)	1 XXXXXX
33, 229(96)	2 SEE
74(6)	3 NOTE NO. 2
204(93)	4
207(96)	5 SEE
126, 208(6)	6 NOTE NO. 1
123, 230(4)	7
125(5)	8 XXXXXX
71(944)	9
232(926)	10 SEE
231(5)	NOTE NO. 3

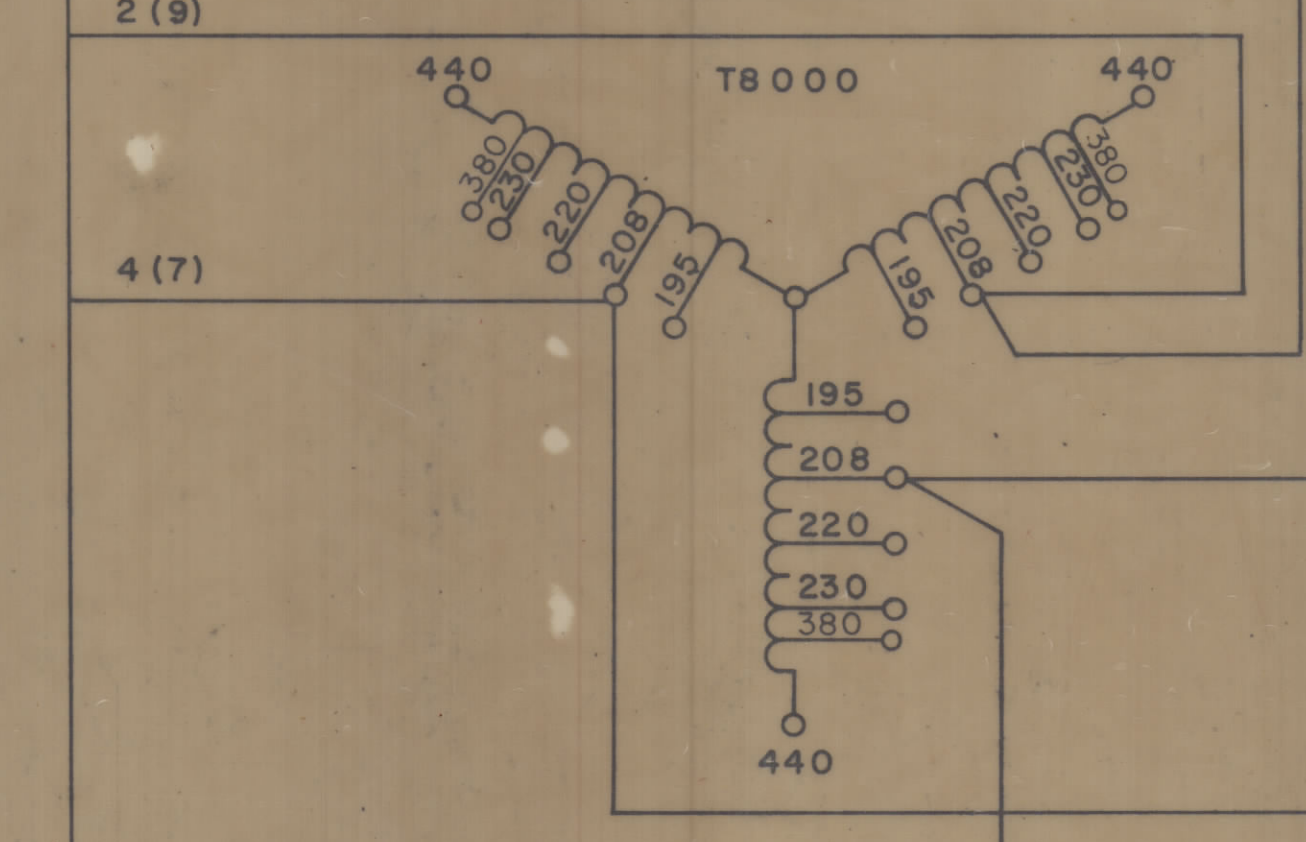


P8001-J5000		J5001-P8002	
8(97)	A	41(7)	A
9,10(11)	B	42,75(9)	B
11(97)	C	43(1)	C
12(2)	D	44(2)	D
13(3)	E	45(3)	E
14(4)	F	46(4)	F
141(0)	G	47(4)	G
15(9)	H	48(5)	H
16(5)	I	49(6)	I
17(9)	J	50(5)	J
18(6)	K	51(91)	K
19(91)	L	52(92)	L
20,21(92)	M	53(93)	M
22(93)	N	54(94)	N
23(4)	O	55(1)	O
24(7)	P	57,56(91)	P
25(8)	R	58(2)	R
26(9)	S	59,60(92)	S
27(5)	T	61(95)	T
28(95)	U	142(0)	U
29(7)	V	62(96)	V
30,31(94)	W	63(90)	W
32(95)	X	64(916)	X
33(96)	Y	65(917)	Y
34(0)	Z	66(918)	Z
35(90)	a	67(5)	a
36(913)	b	68(922)	b
37(9)	c	69(925)	c
38,39(914)	d	70(912)	d
40(915)	e	71(944)	e
92,134(3)	f	300(3)	f
	g	72(932)	g
	h	73(942)	h
	i	74(6)	i
	j		j
	k		k

NOTES:
 1. MANUAL TRANSMITTER DS8000 IS H.V. ON IND. IT. 231 CONNECTED TO E8007-7 SERVO TUNED TRANSMITTER DS8000 IS READY IND IT. 231 CONN TO E8007-8
 2. IT 153 CONN TO E8007-1 FOR LOCAL OR SHORT WIRE REMOTE OPERATION. CONN TO E8007-4 WHEN USING LRCA.
 3. ADD JUMPER FOR MANUAL TRANSMITTER ONLY.



TO SHEET 3
 235, 232, 217
 209, 208, 207, 204, 203
 189, 170, 169, 168, 167, 166
 165, 164, 163, 162, 161, 160
 159, 158, 157, 156, 155, 154
 CA409-32-2.00
 233, 234, 236
 116, 117, 120, 121, 122, 123, 126, 149, 229, 230, 231
 102, 103, 104, 105, 106, 107, 108, 113, 114, 115
 10, 11, 21, 33, 38, 67, 70, 71, 74, 81, 84, 96, 100, 101
 123, 122
 121, 120, 117
 110, 119, 124, 141
 26, 27, 28, 31, 37, 77, 98, 109
 1, 2, 4, 5, 6, 7, 8, 15, 17, 18, 24, 25
 92, 134
 141, 38, 37, 33, 31, 28, 27, 26
 25, 24, 21, 19, 18, 17, 15, 11, 10, 8
 3(8)



QTY. REQ.	ITEM	PART NO.	DESCRIPTION	SYMBOL
LIST OF MATERIAL				
THE TECHNICAL MATERIEL CORP. MAMARONECK, NEW YORK				
DIAGRAM, WIRING				
MATERIAL		SIZE	CODE IDENT. NO.	DWG. NO.
FINISH		D	82679	CK 1237
SCALE		1/16"		SHEET 2 OF 3

TSTC 12.5K, RAK110-2		
QTY / UNIT	MODEL USED ON	ASS'Y NO.
APPLICATION		
CODE		
NOTICE TO PERSONS RECEIVING THIS DRAWING		
THE TECHNICAL MATERIEL CORPORATION claims proprietary right in the material disclosed herein. This drawing is issued in confidence for engineering information only and may not be reproduced or used to manufacture anything shown hereon without permission from THE TECHNICAL MATERIEL CORPORATION to the user. This drawing is loaned for mutual assistance and is subject to recall at any time.		

UNLESS OTHERWISE SPECIFIED DIMENSIONS ARE IN INCHES AND INCLUDE CHEMICALLY APPLIED OR PLATED FINISHES

TOLERANCES ON
 DECIMALS X ± .05
 XX ± .01
 XXX ± .005

FRACTIONS ± 1/64
 ANGLES ± 0°-30'

FINAL APPROVAL: [Signature] DATE: 3/3/67
 MECH. DES. DATE:
 ELECT. DES. DATE: 2/13/67
 CHECKED: [Signature] DATE:
 DRAWN: [Signature] DATE: