

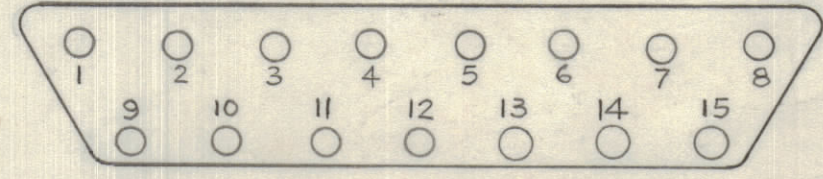
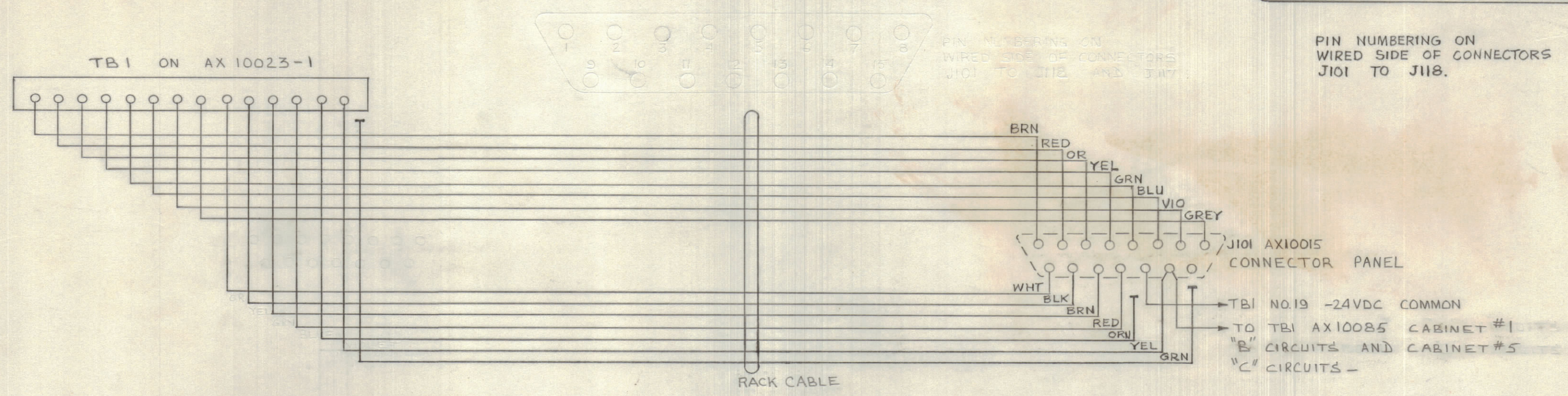
IF IT IS FOUND DESIRABLE TO CHANGE ANY TOLERANCE OR OTHER DETAIL SPECIFIED ON THIS DRAWING NOTIFY THE PURCHASER PROMPTLY.

MAXIMUM ALLOWABLE TOLERANCES HAVE BEEN DETERMINED AND DEVIATIONS WILL BE CAUSE FOR REJECTION. REMOVE ALL BURRS AND SHARP EDGES.

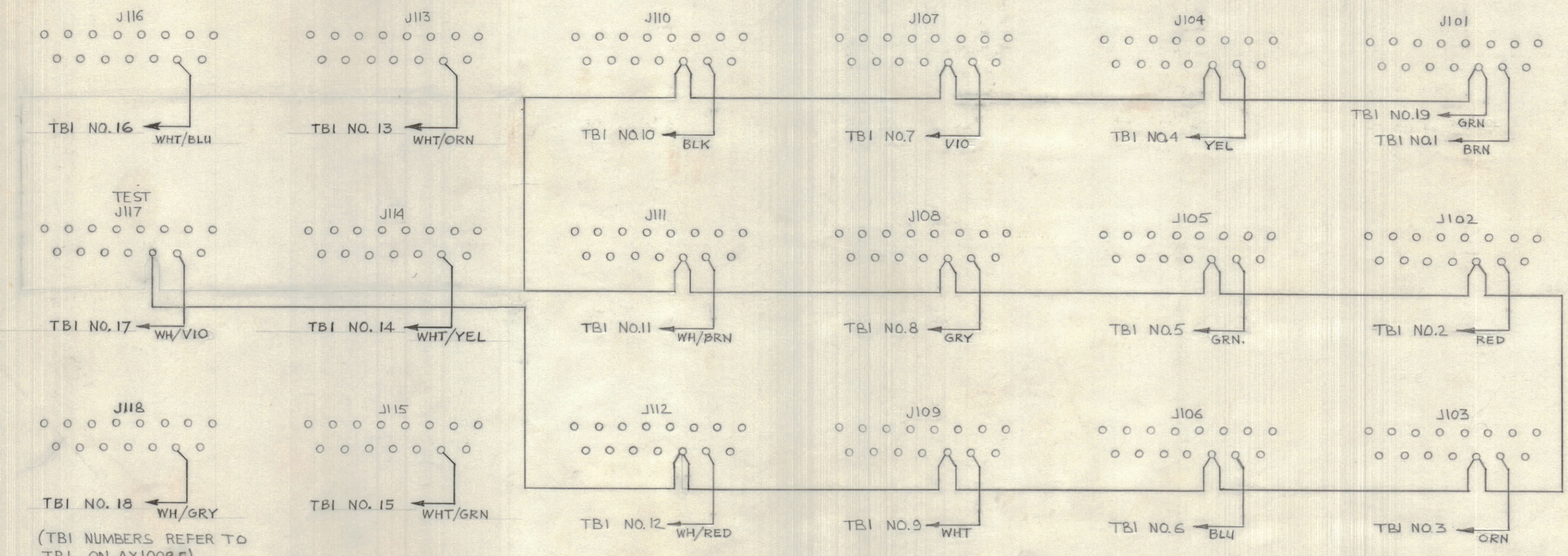
DIMENSIONS IN INCHES UNLESS OTHERWISE SPECIFIED

ISSUE	ITEM	CHANGED FROM	DATE	CN. NO.	DRAFTS	CHECKER	ENG. APP.

REQ.	ITEM	PART NO.	DESCRIPTION	SYMBOL



PIN NUMBERING ON WIRED SIDE OF CONNECTORS J101 TO J118.



CK 10866 X

(TBI NUMBERS REFER TO TBI ON AX10085)

AND DUAL DC WIRING FOR CONNECTOR PANEL AX10015 NO.1&2 CABINET NO.3 SINGLE ANTENNA SELECTION "B" CIRCUITS AND "C" CIRCUITS.

TOLERANCES		SCALE
ALL DEC. DIM. ± .05	OTHERS FRAC. DIM. ± 1/64	DRILL, PUNCH, COMMERCIAL STOCK SIZES AND MANUFACTURERS TOLERANCES ARE NOT INCLUDED.
	ANGULAR DIM. ± 0° 30'	

ACG-10002	C-11366		Aug. 4, 72
MODEL	PROJECT NO.	ASS'Y. NO.	DATE

TMC (Canada) LIMITED OTTAWA ONTARIO			
DC WIRING CONNECTOR PANEL			
ALDERGROVE			
A. PETROFF			
DRAWN	ELEC. DES. APP.	MECH. DES. APP.	
CHECKED		FINAL APPROVAL	
		CK 10866 X	