

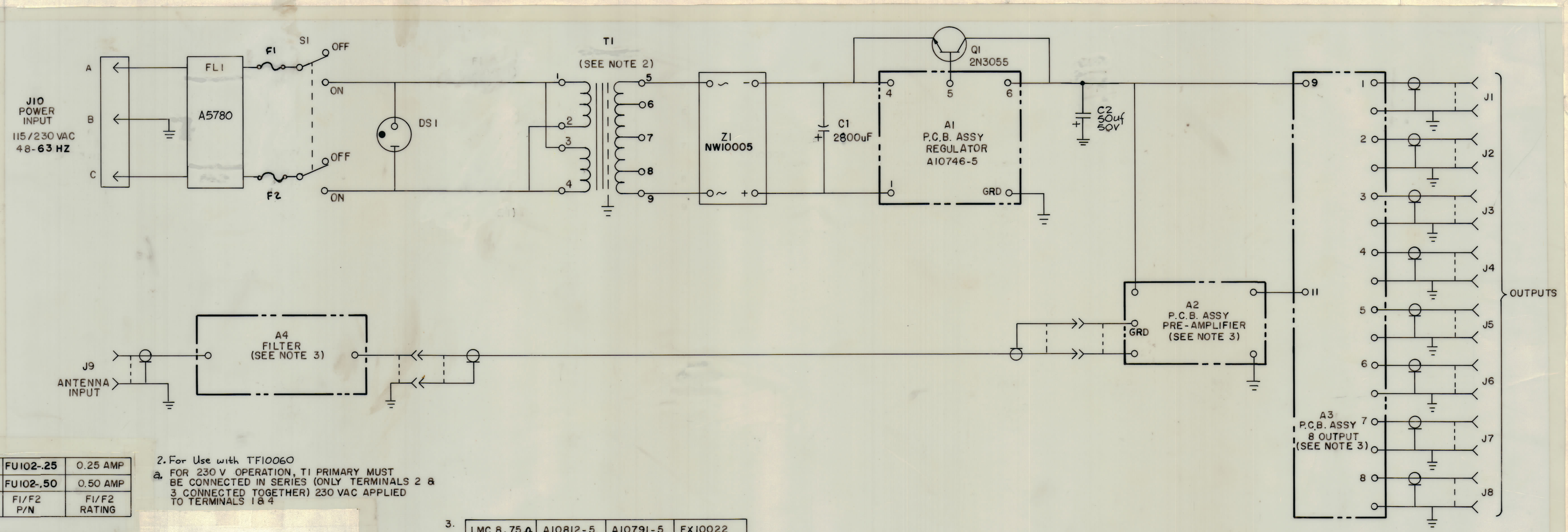
IF IT IS FOUND DESIRABLE TO CHANGE ANY TOLERANCE OR OTHER DETAIL SPECIFIED ON THIS DRAWING NOTIFY THE PURCHASER PROMPTLY.

MAXIMUM ALLOWABLE TOLERANCES HAVE BEEN DETERMINED AND DEVIATIONS WILL BE CAUSE FOR REJECTION. REMOVE ALL BURRS AND SHARP EDGES.

DIMENSIONS IN INCHES UNLESS OTHERWISE SPECIFIED.

ISSUE	ITEM	CHANGED FROM	DATE	CN NO	DRAFTS	CHECKER	ENG APP
Ø		ENG RELEASE	2 MAR 72	1167	LB	NAT	JW
A		REVISED F.U.P. DATED	10-68	21899	RL		
B		F1 & F2 RELOCATED	5-8-69		GDL		

34/22



1.

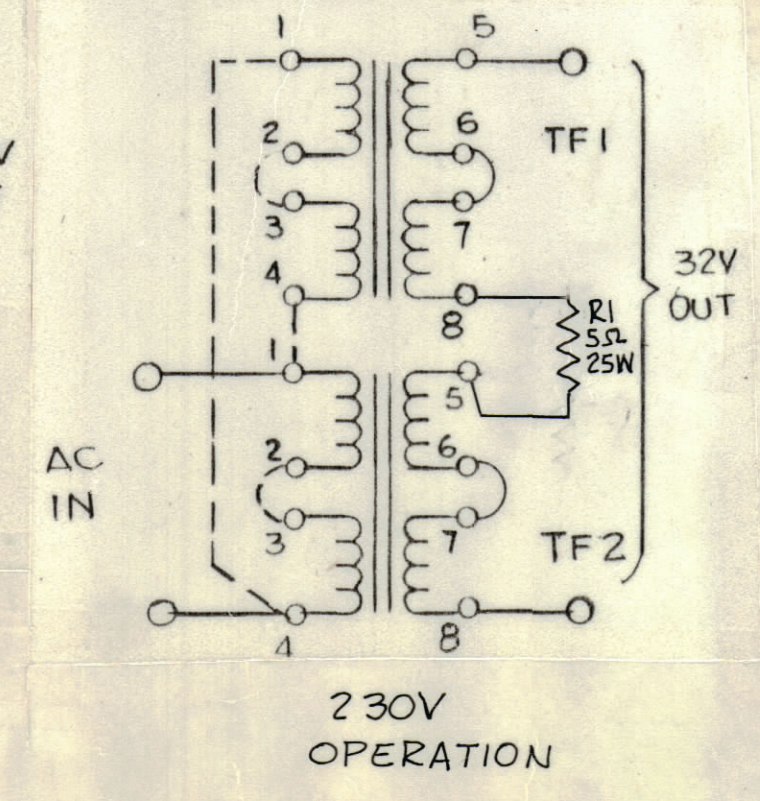
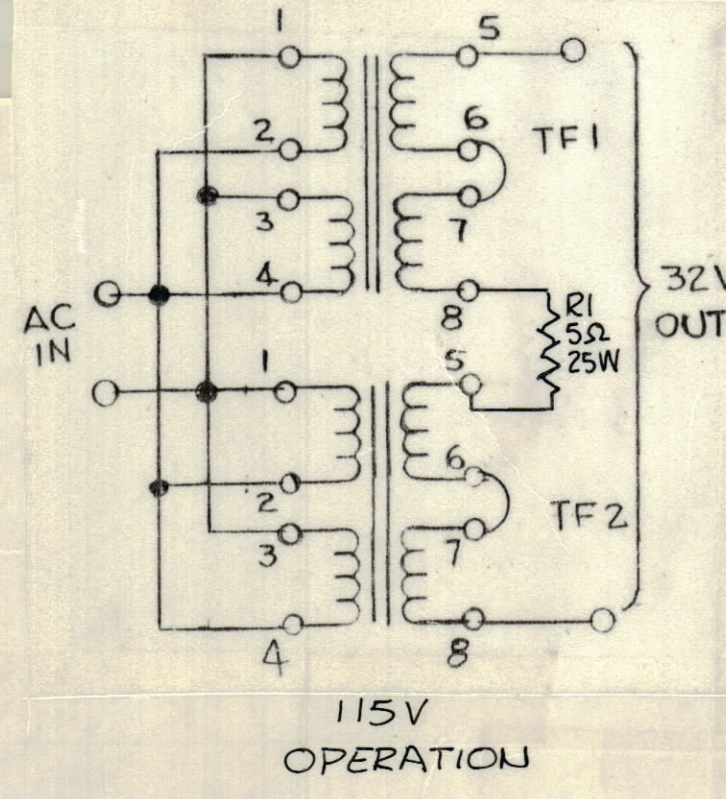
230 VAC	FU102-.25	0.25 AMP
115 VAC	FU102-.50	0.50 AMP
POWER INPUT	F1/F2 P/N	F1/F2 RATING

2. For Use with TF10060
 a. FOR 230 V OPERATION, T1 PRIMARY MUST BE CONNECTED IN SERIES (ONLY TERMINALS 2 & 3 CONNECTED TOGETHER) 230 VAC APPLIED TO TERMINALS 1 & 4

3.

LMC 8, 75 Ω	A10812-5	A10791-5	FX10022
LMC 8, 50 Ω	A10812-6	A10791-6	FX10022
UNIT	A2 P/N	A3 P/N	A4 P/N

2. b. For Use with Assembly (A5782) 115V or 230V OPERATION



TOLERANCES UNLESS OTHERWISE SPECIFIED

ALL	DEC DIM ±	.X ± .05
OTHERS	FRAC DIM ±	.XX ± .01
	ANGULAR DIM ±	° 30' .XXX ± .005

SCALE: DRILL, PUNCH, COMMERCIAL STOCK SIZES AND MANUFACTURERS TOLERANCES ARE NOT INCLUDED

MODEL	PROJECT NO.	ASS'Y. NO.	DATE
LMC-8A			
LMC 8 75 Ω		LMC 8 75 Ω	2 MAR 72
LMC 8 50 Ω		LMC 8 50 Ω	2 MAR 72

TMC (Canada) LIMITED
 OTTAWA ONTARIO

SCHEMATIC DIAGRAM
 LMC 8, 50 & 75 Ω

STOCK SIZE	
MATERIAL	WEIGHT PER PC
TYPE & TEMPER	L. BROWN
DRAWN	THOMAS
CHECKED	
HEAT TREAT SPEC.	
FINISH & SPEC. NO.	

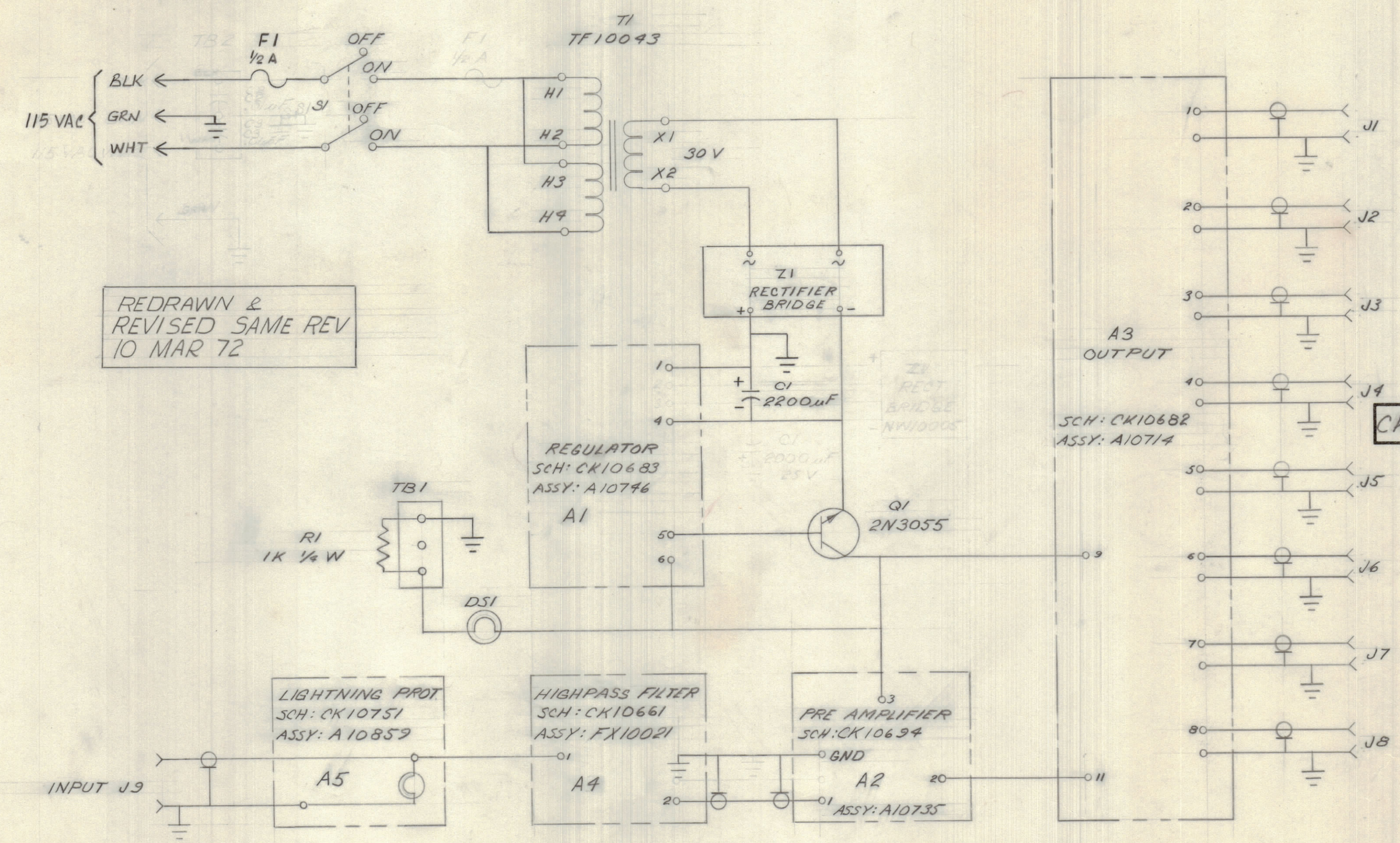
USED ON

FINAL APPROVAL

CK 10836

IF IT IS FOUND DESIRABLE TO CHANGE ANY TOLERANCE OR OTHER DETAIL SPECIFIED ON THIS DRAWING NOTIFY THE PURCHASER PROMPTLY.		DIMENSIONS IN INCHES UNLESS OTHERWISE SPECIFIED					
MAXIMUM ALLOWABLE TOLERANCES HAVE BEEN DETERMINED AND DEVIATIONS WILL BE CAUSE FOR REJECTION. REMOVE ALL BURRS AND SHARP EDGES.							
ISSUE	ITEM	CHANGED FROM	DATE	CN. NO.	DRAFTS	CHECKER	ENG. APP.
0		PROD RELEASE	21/12/72			AFP	<i>[Signature]</i>

REQ.	ITEM	PART NO.	DESCRIPTION	SYMBOL
------	------	----------	-------------	--------



REDRAWN &
REVISED SAME REV
10 MAR 72

CK10836 0

TOLERANCES		SCALE:
ALL OTHERS	DEC. DIM. ± .XX*.01 FRAC. DIM. ± 1/64 ANGULAR DIM. ± 0° 30'	DRILL, PUNCH, COMMERCIAL STOCK SIZES AND MANUFACTURERS TOLERANCES ARE NOT INCLUDED.

AMC 23	A11016	17 NOV 71
MODEL	PROJECT NO.	DATE

STOCK SIZE		TMC (Canada) LIMITED OTTAWA ONTARIO	
MATERIAL		SCHEMATIC DIAGRAM	
WEIGHT PER PC.		AMC 23	
TYPE & TEMPER.		D REID	<i>[Signature]</i>
HEAT TREAT. SPEC.		DRAWN	ELEC. DES. APP.
FINISH & SPEC. NO.		CHECKED	FINAL APPROVAL
		CK10836 0	