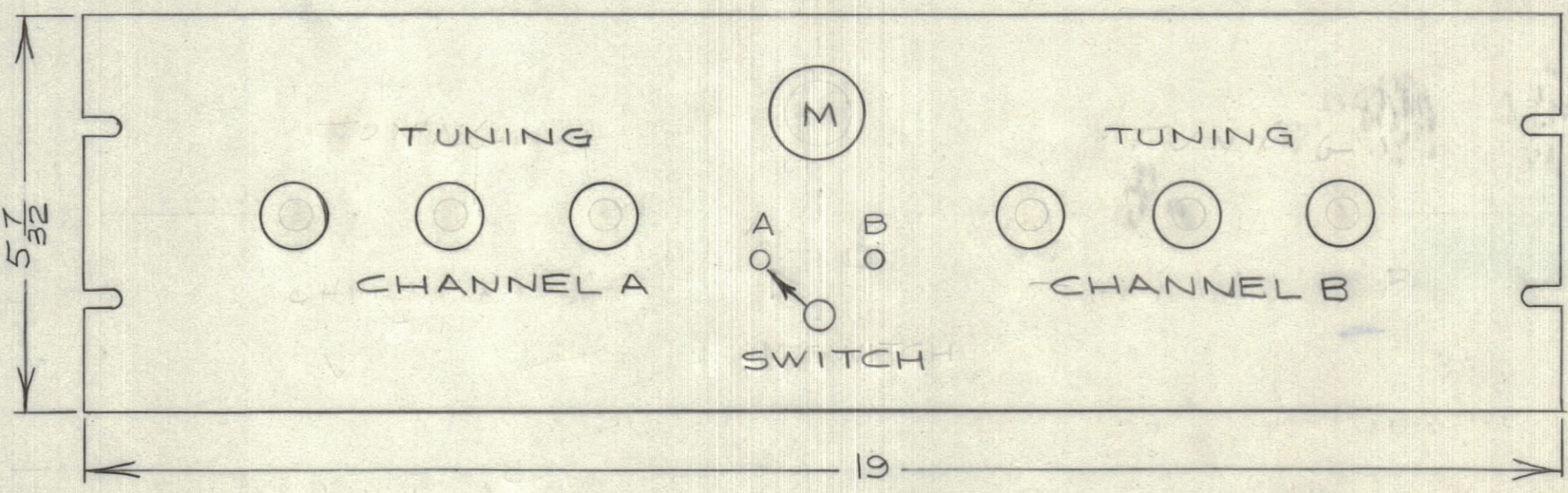
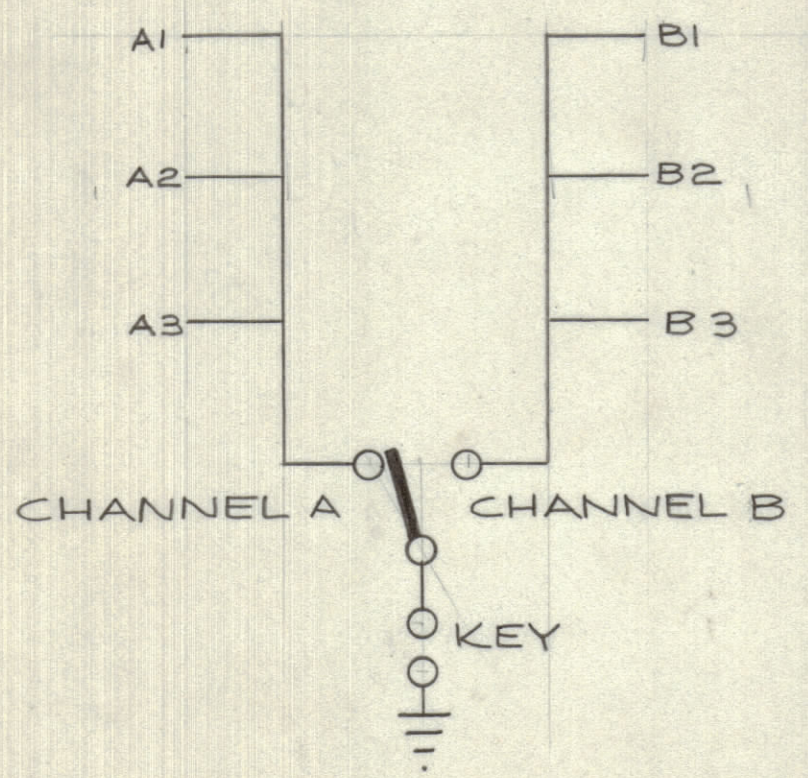
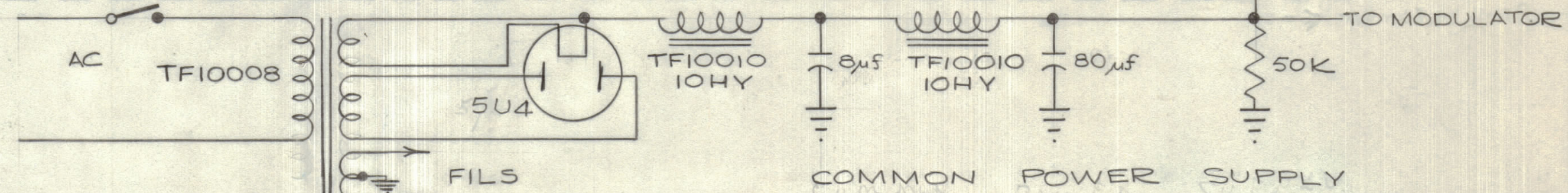
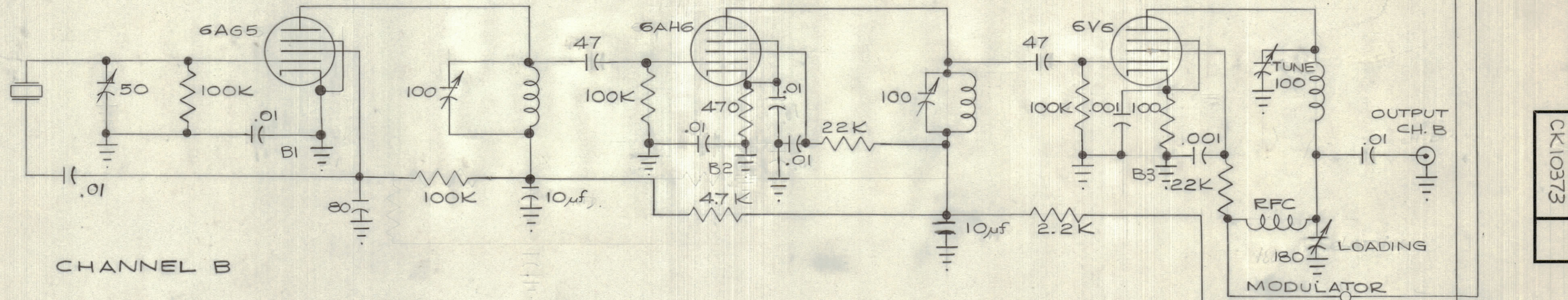
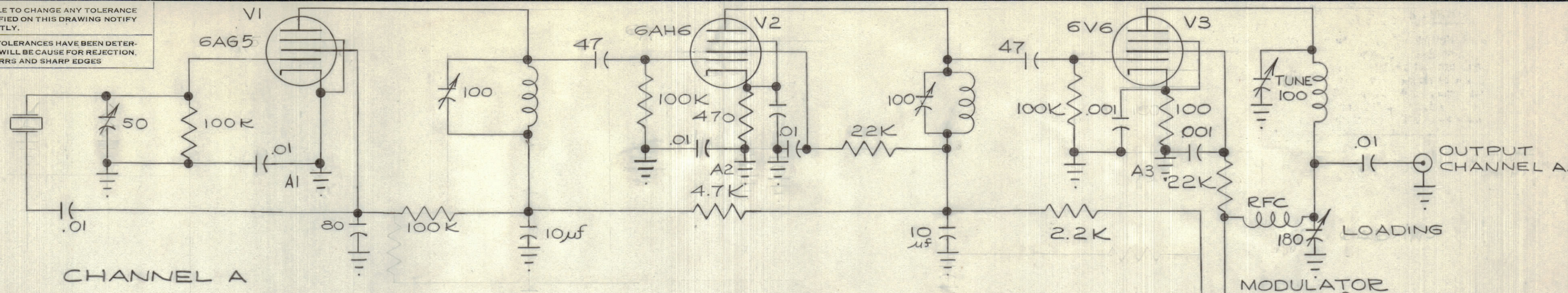


IF IT IS FOUND DESIRABLE TO CHANGE ANY TOLERANCE OR OTHER DETAIL SPECIFIED ON THIS DRAWING NOTIFY THE PURCHASER PROMPTLY.

MAXIMUM ALLOWABLE TOLERANCES HAVE BEEN DETERMINED AND DEVIATIONS WILL BE CAUSE FOR REJECTION. REMOVE ALL BURRS AND SHARP EDGES



NOTE:
 PLUG IN COILS (OR EQUIVALENT) USED FOR 2 - 30 MC/S, V₂ NOT REQUIRED FOR OPERATION ON 2 - 6 MC/S AND DUMMY PLUG SHOULD BE INSERTED CONNECTING AN .01 CONDENSER FROM GRID PIN TO PLATE PIN FOR OPERATION ON THIS LOWER FREQUENCY RANGE.

NOTICE TO PERSONS RECEIVING THIS DRAWING

THE TECHNICAL MATERIEL CORPORATION claims proprietary right in the material disclosed herein. This drawing is issued in confidence for engineering information only and may not be reproduced or used to manufacture anything shown hereon without permission from THE TECHNICAL MATERIEL CORPORATION to the user. This drawing is loaned for mutual assistance and is subject to recall at any time.

Property of:
 THE TECHNICAL MATERIEL CORPORATION
 MAMARONECK, NEW YORK

**CHECK PRINT
 NOT FOR PRODUCTION**

MAY 31/60

| ISSUE | ITEM | CHANGED FROM | DATE | CN. NO. | DRAFTS | CHECKER | ENG. APP. |
|------------|-------------|--------------|----------------|---|--------|---------|-----------|
| TOLERANCES | | | | SCALE: | | | |
| ALL OTHERS | DEC. DIM. ± | FRAC. DIM. ± | ANGULAR DIM. ± | DRILL, PUNCH, COMMERCIAL STOCK SIZES AND MANUFACTURERS TOLERANCES ARE NOT INCLUDED. | | | |

| MODEL | PROJECT No. | ASS'Y. No. | DATE |
|-------|-------------|------------|------|
| | | | |

| REQ. | ITEM | PART No. | DESCRIPTION | SYMBOL |
|------|------|----------|---|---------------------------------|
| | | | TMC (Canada) LIMITED OTTAWA ONTARIO | |
| | | | DUAL EXCITER FOR DUAL CHANNEL PAL-1K | |
| | | | JPC | |
| | | | DRAWN | ELEC. DES. APP. MECH. DES. APP. |
| | | | CHECKED | FINAL APPROVAL |
| | | | | CK10373 |

CK10373