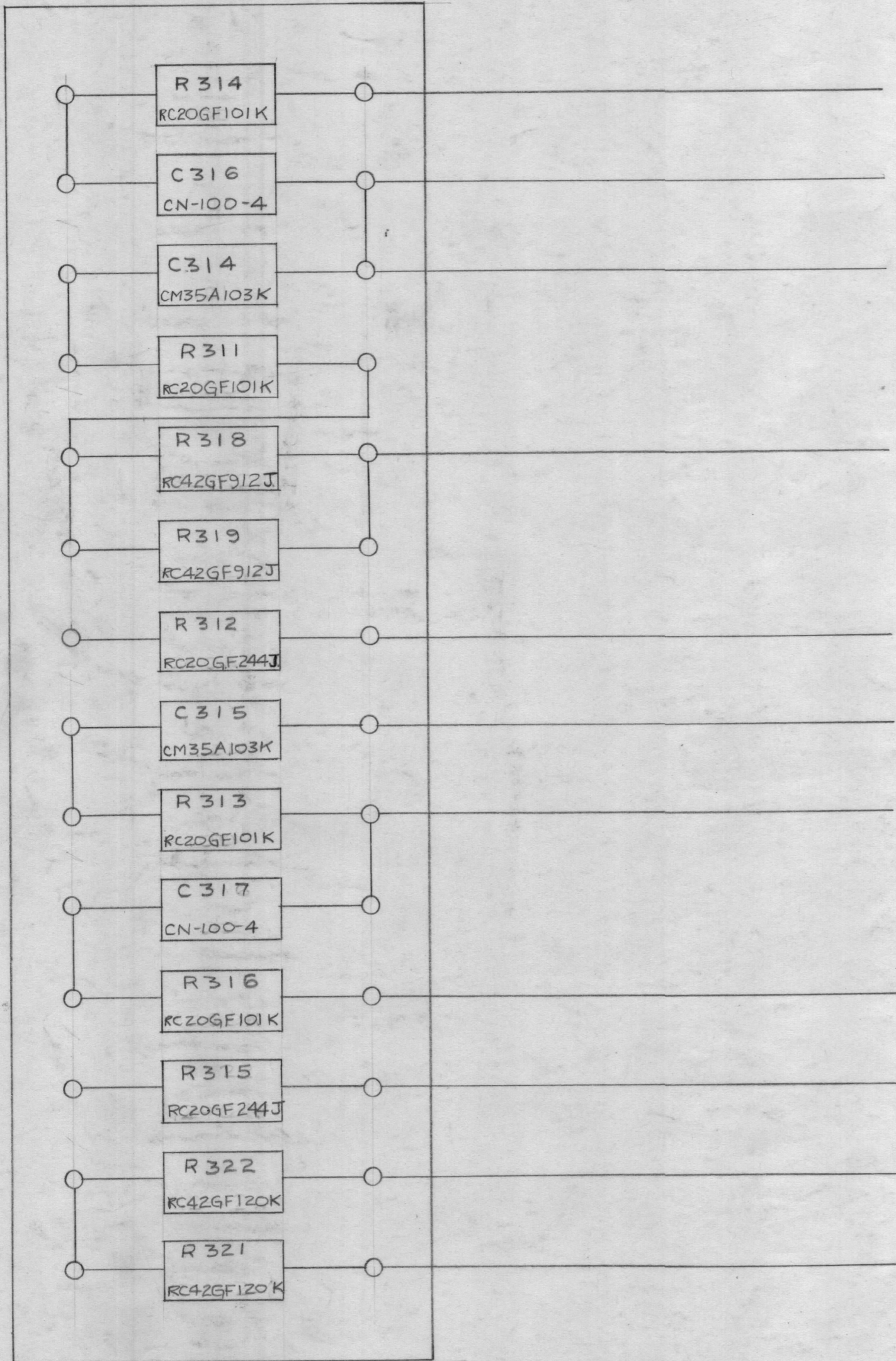
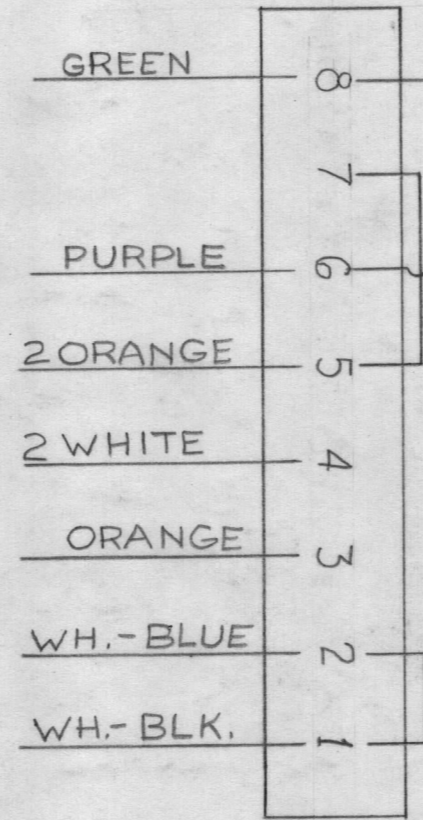


IF IT IS FOUND DESIRABLE TO CHANGE ANY TOLERANCE OR OTHER DETAIL SPECIFIED ON THIS DRAWING NOTIFY THE PURCHASER PROMPTLY.

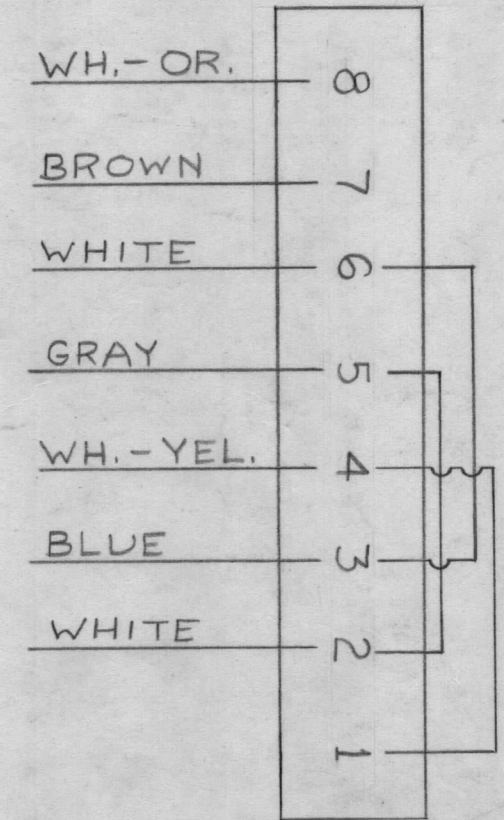
MAXIMUM ALLOWABLE TOLERANCES HAVE BEEN DETERMINED AND DEVIATIONS WILL BE CAUSE FOR REJECTION. REMOVE ALL BURRS AND SHARP EDGES



OVEN TERMINAL BOARD

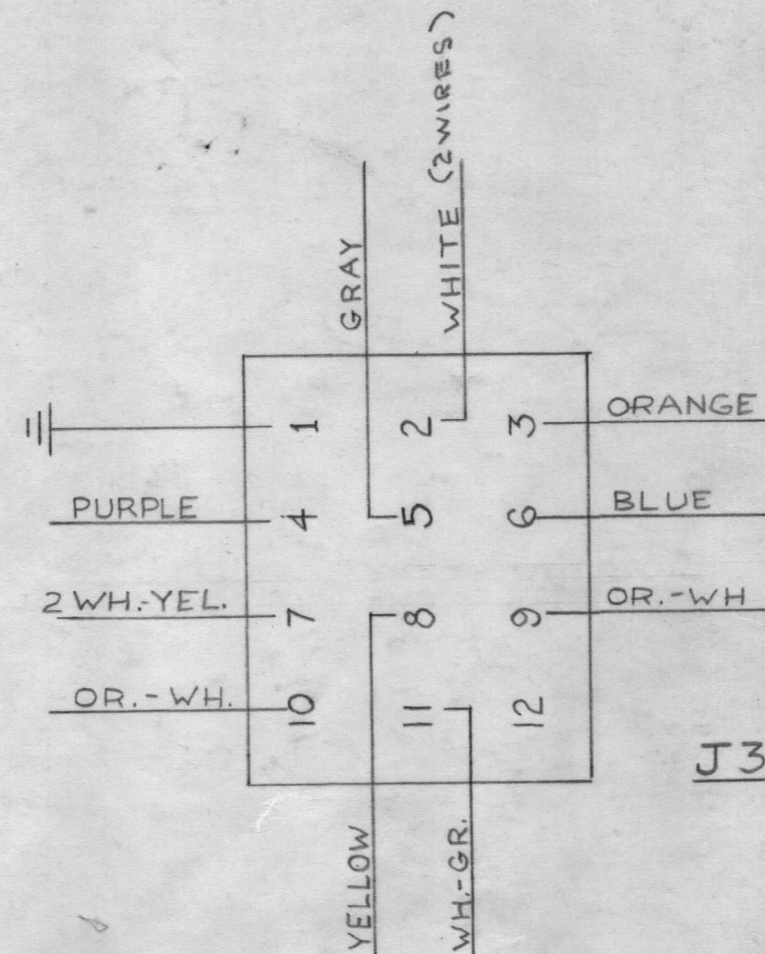


E-301

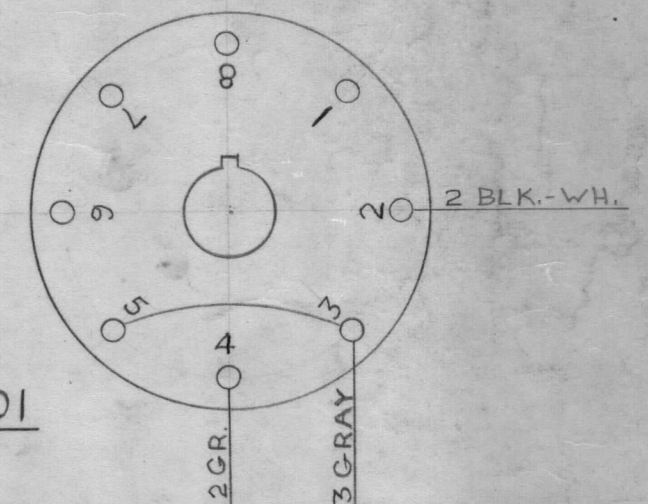


E-302

CK-112 A



J302



K-301

NOTICE TO PERSONS RECEIVING THIS DRAWING
 THE TECHNICAL MATERIEL CORPORATION claims proprietary right in the material disclosed hereon. This drawing is issued in confidence for engineering information only and may not be reproduced or used to manufacture anything shown hereon without permission from THE TECHNICAL MATERIEL CORPORATION to the user. This drawing is loaned for mutual assistance and is subject to recall at any time.

Property of:
 THE TECHNICAL MATERIEL CORPORATION
 MAMARONECK, NEW YORK

A	1	TMC. PART NOS. ADDED	1/19/53	1	16	W.D. G.B.	
ISSUE	ITEM	CHANGED FROM	DATE	CN. NO.	DRAFTS	CHECKER	ENG. APP.
TOLERANCES			SCALE:				
ALL OTHERS	DEC. DIM. ±	FRAC. DIM. ±	DRILL, PUNCH, COMMERCIAL STOCK SIZES AND MANUFACTURERS TOLERANCES ARE NOT INCLUDED.				
ANGULAR DIM. ±							

VOX	101	9-17-52
MODEL	PROJECT NO.	ASSY. NO.
DATE		
USED ON		

REQ. ITEM	PART NO.	DESCRIPTION	SYMBOL
THE TECHNICAL MATERIEL CORP.			
MAMARONECK, NEW YORK			
WIRING DATA			
MATERIAL		WEIGHT PER PC.	
TYPE & TEMPER			
DRAWN		ELEC. DES. APP.	
HEAT TREAT. SPEC.		MECH. DES. APP.	
CHECKED		FINAL APPROVAL	
FINISH & SPEC. NO.		CK-112 A	