


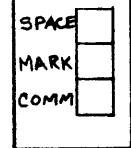
RTPD-1



CA1097-2

CA412-22-60

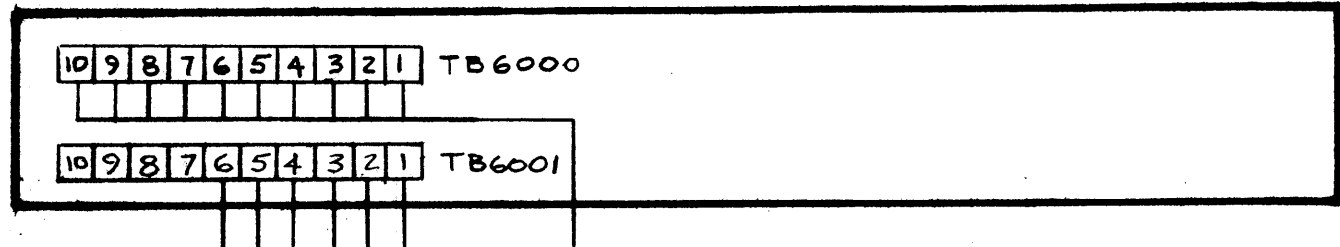
CA976-2



OUTPUT

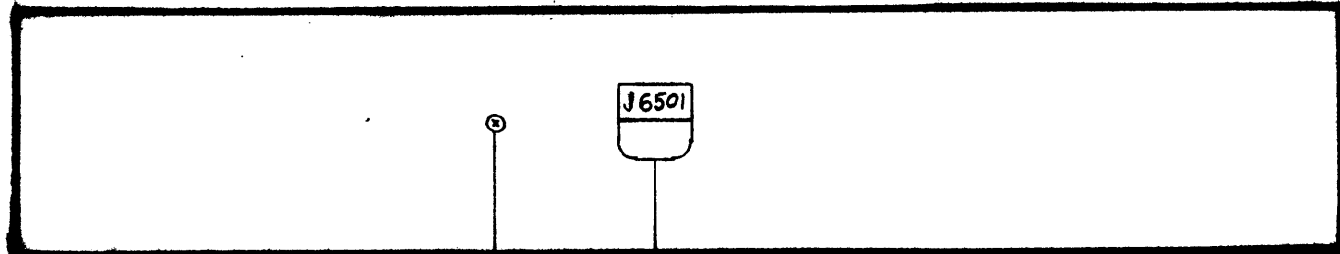
CK1066

RTRS-216



CA1197-1

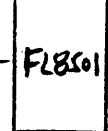
RTKY-1



CA412-22-74

CA1196-1

A1605-4



115VAC
50/60 CPS.

1	PTCA-1	RAK-77
Q'TY./UNIT	MODEL USED ON	ASSY. NO.
SCALE	CODE	

THE CONTENTS OF THIS DRAWING ARE THE EXCLUSIVE PROPERTY OF THE TECHNICAL MATERIEL CORP. ITS UNAUTHORIZED USE OR REPRODUCTION IN WHOLE OR IN PART IS STRICTLY FORBIDDEN.

REVISIONS						
SYM	DESCRIPTION	DATE	E.M.N. NO.	DRAFT	CHKD	APPD
Ø	ORIGINAL RELEASE FOR PROD.	5/24/66	Ø			JLD

REQ'D.	ITEM	PART NUMBER	DESCRIPTION	SYMBOL
STURMER LIST OF MATERIAL				
MATERIAL			THE TECHNICAL MATERIEL CORP. MAMARONECK, NEW YORK	
FINISH			TITLE WIRING DIAGRAM PTCA-1	
UNLESS OTHERWISE SPECIFIED DIMENSIONS ARE IN INCHES AND INCLUDE CHEMICALLY APPLIED OR PLATED FINISHES			DRAWN M. STURMER DATE 11-9-65	FINAL APPROV. <i>[Signature]</i> DATE 11/23/65
DECIMALS .X ± .05 .XX ± .01 .XXX ± .005			TOLERANCES ± 1/64 ANGLES ± 0° 30'	ELECT. DES. DATE 11/23/65 CK1066 SHEET
MECH. DES.			DATE	REV. LTR.
MIL 28			5/20/66	Ø

NOTES