

\* NOTE: FOR WAVEFORMS DENOTED (\*), THE NEGATIVE PULSES DRAWN IN SOLID LINES APPLY TO A-7 ONLY; THE NEGATIVE PULSES DRAWN IN BROKEN LINES APPLY TO A-6 ONLY.


QTY. / UNIT		MODEL USED ON		ASS'Y NO.	
APPLICATION					
CODE					
MATERIAL					
FINISH					

RT11A-3,4

UNLESS OTHERWISE SPECIFIED DIMENSIONS ARE IN INCHES AND INCLUDE CHEMICALLY APPLIED OR PLATED FINISHES	FINAL APPROVAL	DATE	LIST OF MATERIAL			
TOLERANCES ON DECIMALS .X ± .05 .XX ± .01 .XXX ± .005 FRACTIONS ± 1/64 ANGLES ± 0° -30'	MECH. DES.	DATE	<b>THE TECHNICAL MATERIEL CORP.</b> MAMARONECK, NEW YORK  <i>Timing Chart</i>			
	ELECT. DES.	DATE				
	CHECKED	DATE				
	DRAWN	DATE				
NOTICE TO PERSONS RECEIVING THIS DRAWING			SIZE	CODE IDENT NO	DWG NO.	ISSUE
THE TECHNICAL MATERIEL CORPORATION claims proprietary right in the material disclosed hereon. This drawing is issued in confidence for engineering information only and may not be reproduced or used to manufacture anything shown hereon without permission from THE TECHNICAL MATERIEL CORPORATION to the user. This drawing is loaned for mutual assistance and is subject to recall at any time.			D	82679	CH 803	X
			SCALE	SHEET 1 OF 3		

REVISIONS							
E.M.N.O.	DRAFT	CHKD	ZONE	LTR	DESCRIPTION	DATE	APPROVED

A-3



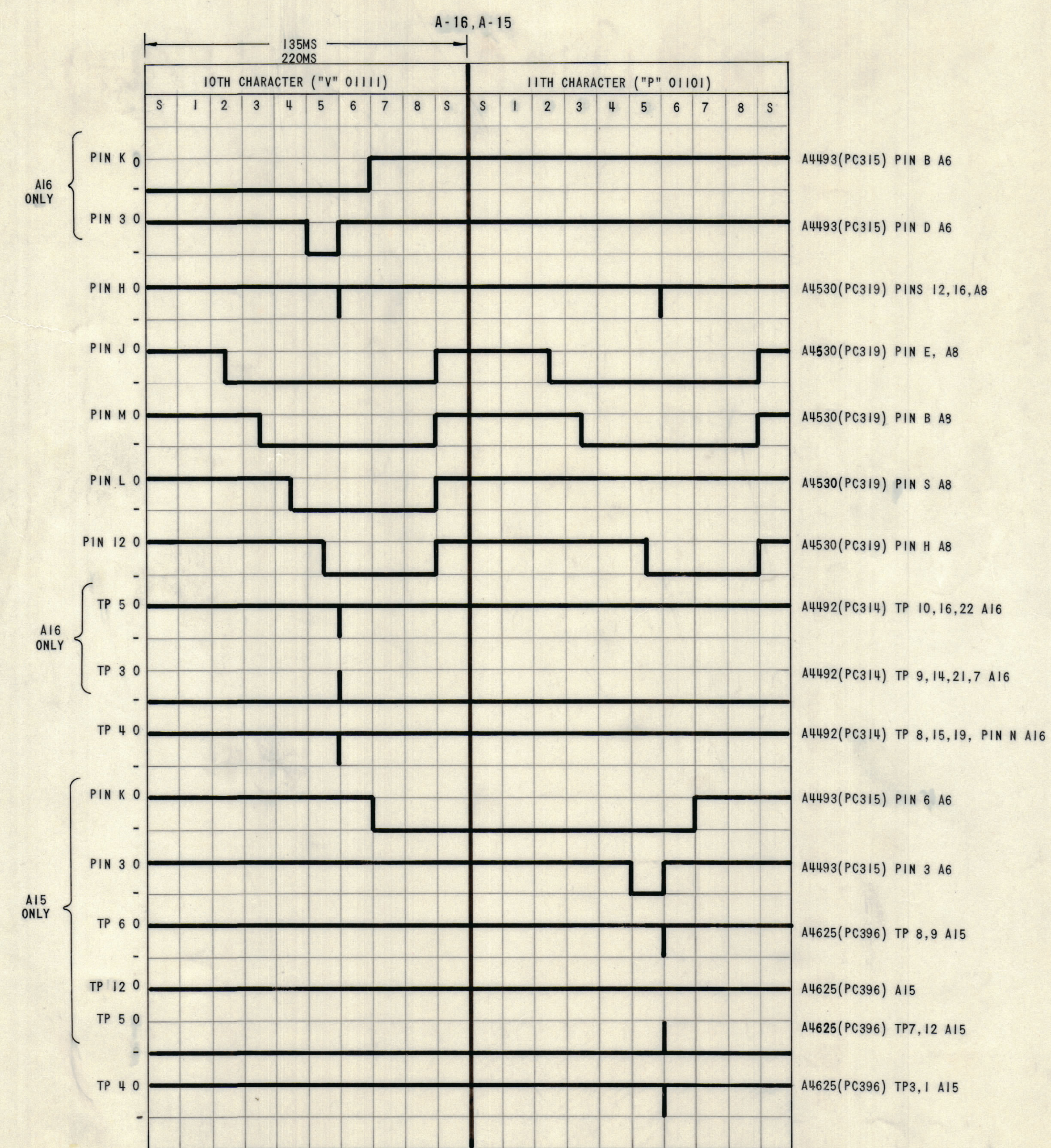
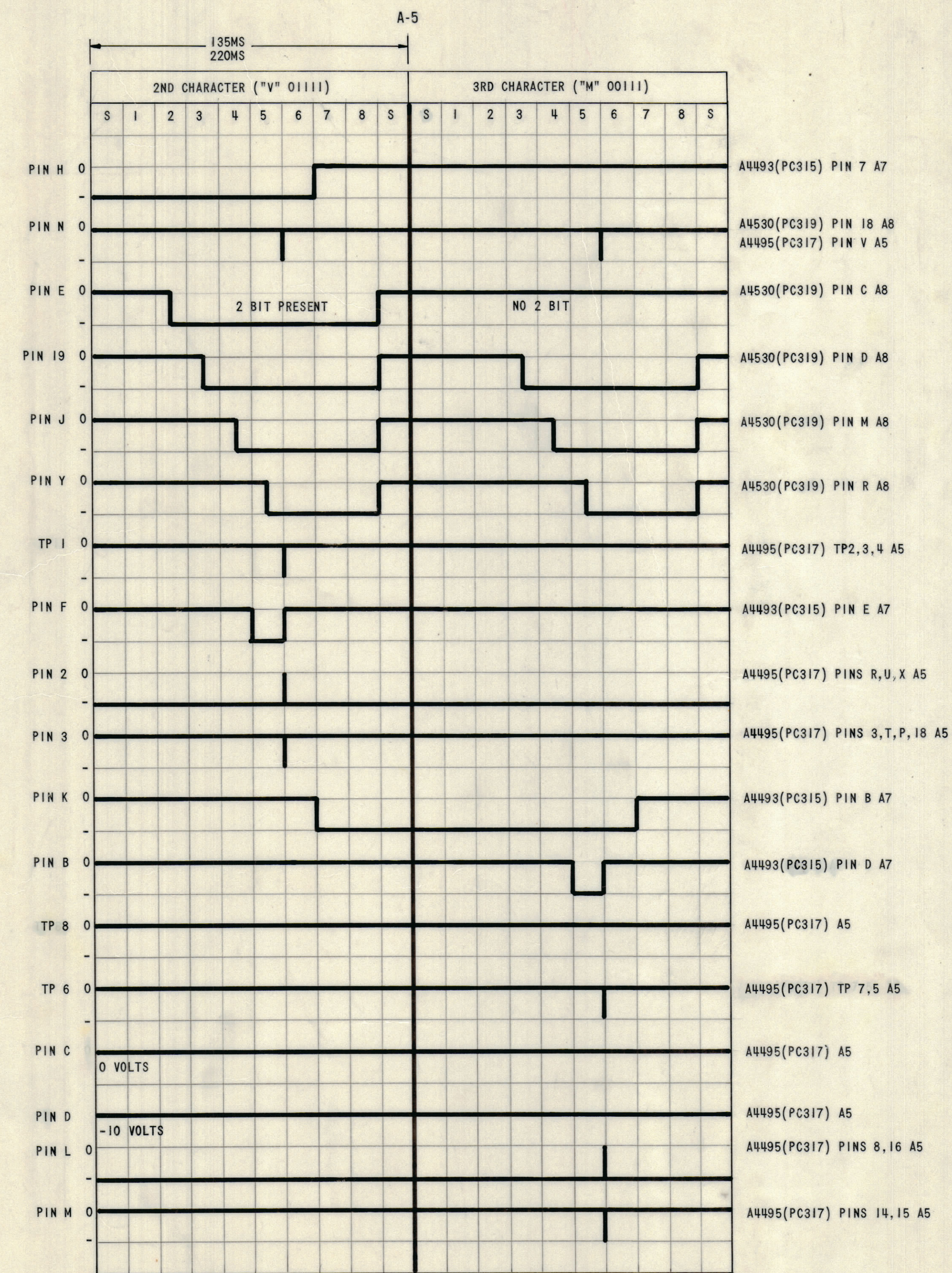
- A4531(PC320) A3
- A4530(PC319) PIN Y, 2 A8
- A4493(PC315) PIN R, A7
- A4531(PC320) A3
- A4493(PC315) PIN 7 A7
- A4531(PC320) A3
- A4530(PC319) PIN 7 A8
- A4531(PC320) A3
- A4530(PC319) PIN 14 A8
- A4531(PC320) A3
- A4531(PC320) A3
- A4531(PC320) A3
- A4493(PC315) PIN E A7
- A4531(PC320) A3
- A4493(PC315) PIN B A7
- A4531(PC320) A3
- A4493(PC315) PIN D A7
- A4531(PC320) A3
- A4531(PC320) A3
- A4493(PC315) PIN 6 A7
- A4531(PC320) A3
- A4493(PC315) PIN V A7
- A4531(PC320) A3

QTY. REQ.	ITEM	PART NO.	DESCRIPTION	SYMBOL
LIST OF MATERIAL				
UNLESS OTHERWISE SPECIFIED DIMENSIONS ARE IN INCHES AND INCLUDE CHEMICALLY APPLIED OR PLATED FINISHES		FINAL APPROVAL	DATE	<b>THE TECHNICAL MATERIEL CORP.</b> MAMARONECK, NEW YORK  <i>Timing Chart</i>
TOLERANCES ON		MECH. DES.	DATE	
DECIMALS .X ± .05		ELECT. DES.	DATE	
FRACTIONS ± 1/64		CHECKED	DATE	
ANGLES .XX ± .01		DRAWN	DATE	
.XXX ± .005		EVANGELIST 11/2/70		
MATERIAL				SIZE CODE IDENT NO. DWG NO.
FINISH				D 82679 CH 803 X
				SCALE SHEET 2 OF 3

*RTM-34*

QTY / UNIT	MODEL USED ON	ASS'Y NO.
	APPLICATION	
	CODE	

NOTICE TO PERSONS RECEIVING THIS DRAWING  
THE TECHNICAL MATERIEL CORPORATION claims proprietary right in the material disclosed hereon. This drawing is issued in confidence for engineering information only and may not be reproduced or used to manufacture anything shown hereon without permission from THE TECHNICAL MATERIEL CORPORATION to the user. This drawing is loaned for mutual assistance and is subject to recall at any time.



RT14-3,4		
QTY / UNIT	MODEL USED ON	ASS'Y NO.
APPLICATION		
CODE		
<small>NOTICE TO PERSONS RECEIVING THIS DRAWING</small> <small>THE TECHNICAL MATERIEL CORPORATION claims proprietary right in the material disclosed hereon. This drawing is issued in confidence for engineering information only and may not be reproduced or used to manufacture anything shown hereon without permission from THE TECHNICAL MATERIEL CORPORATION to the user. This drawing is loaned for mutual assistance and is subject to recall at any time.</small>		

UNLESS OTHERWISE SPECIFIED DIMENSIONS ARE IN INCHES AND INCLUDE CHEMICALLY APPLIED OR PLATED FINISHES		FINAL APPROVAL		DATE	
TOLERANCES ON		MECH. DES.		DATE	
DECIMALS	FRACTIONS	ELECT. DES.		DATE	
.X ± .05	± 1/64	CHECKED		DATE	
.XX ± .01	ANGLES	DRAWN		DATE	
.XXX ± .005	= 0° -30'	G. EVANGELIST		10/29/70	
MATERIAL	LIST OF MATERIAL				
FINISH	THE TECHNICAL MATERIEL CORP. MAMARONECK, NEW YORK  <i>Timing Chart</i>				
SIZE	CODE	IDENT NO.	DWG NO.	ISSUE	
D	82679	CH803		X	
SCALE	SHEET 3 OF 3				