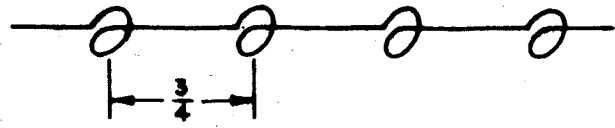


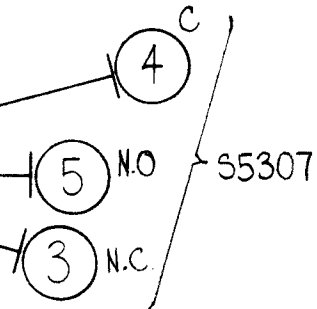
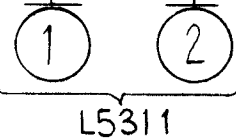
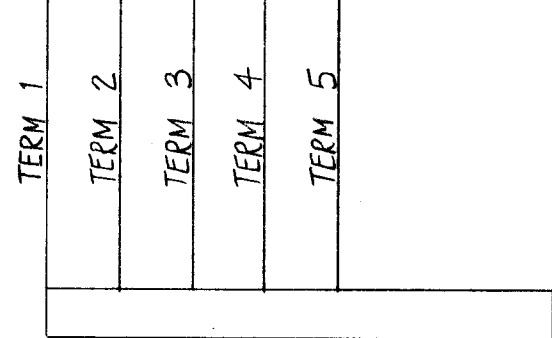
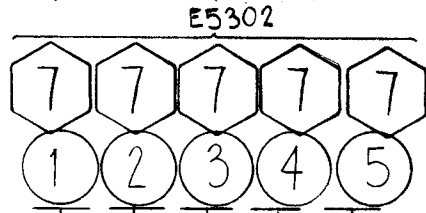
CA-818

THE CONTENTS OF THIS DRAWING ARE THE EXCLUSIVE PROPERTY OF THE TECHNICAL MATERIEL CORP. ITS UNAUTHORIZED USE OR REPRODUCTION IN WHOLE OR IN PART IS STRICTLY FORBIDDEN.


WIRES SHOULD BE PLACED IN CABLE IN NUMERICAL SEQUENCE AS THEY APPEAR IN ITEM COLUMN. SPACE LACING APPROXIMATELY 3/4" APART.



THIS SYMBOL DENOTES END OF INSULATION AND NAIL DRIVING POINT. WIRE MUST BE STRIPPED 3/4" BEYOND THIS POINT AND TINNED 1/2" UNLESS OTHERWISE SPECIFIED.



SYMBOL DENOTES ~



X	9	CD-101-1-MW	CORD LACING	BLACK
X	8	BS-100	SOLDER, SOFT	
5	7	TE-120-2	LUG, SPADE	
X	6	PX-100-1-263	SLEEVING, INSULATION	BLACK
0'-4"	5	MWC18(16)B3	CABLE, INSULATED FIBERGLASS	ORANGE
0'-5"	4	MWC18(16)B2		RED
0'-5"	3	MWC20(7)B91		WH/BRN
0'-4"	2	MWC20(7)B1		BROWN
0'-4"	1	MWC20(7)B9	CABLE, INSULATED FIBERGLASS	WHITE

REQ.	ITEM	PART NO.	F. BUDETTI	DESCRIPTION	SYMBOL
STOCK SIZE			THE TECHNICAL MATERIEL CORP. MAMARONECK, NEW YORK		
MATERIAL			CABLE ASS'Y, BANDSWITCH JUMPER		
TYPE & TEMPER		HEAT TREAT. SPEC.	W.A. FRANCO	4-7-64	
FINISH & SPEC. NO.		ELEC. DES. APP.	MECH. DES. APP.	CA-818	0

ORIGINAL RELEASE FOR PRODUCTION

SYM	DESCRIPTION	DATE	CH. NO.	DRAFTS	CHECKER	ENG. APP.
	UNLESS OTHERWISE SPECIFIED: A	SCALE: #				

DIMENSIONS ARE IN INCHES
TOLERANCES ON FRACTIONS ± 1/64 DECIMALS ± .005 ANGLES ± 1/2°

MAXIMUM ALLOWABLE TOLERANCES HAVE BEEN DETERMINED AND ANY DEVIATIONS WILL BE CAUSE FOR REJECTION. REMOVE ALL BURRS AND SHARP EDGES

1	GPT-200K	AS-123	A-2681	9-10-63
REQ. PER UNIT	MODEL	SECTION	ASS'Y. NO.	DATE

USED ON