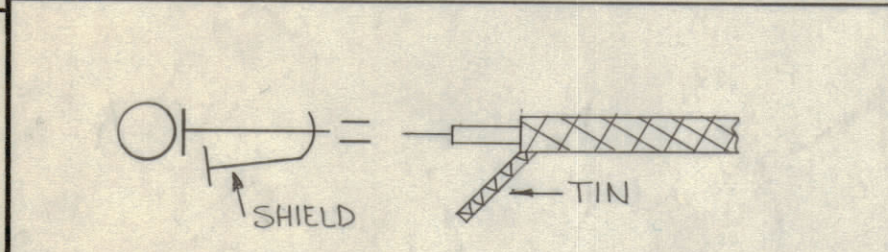
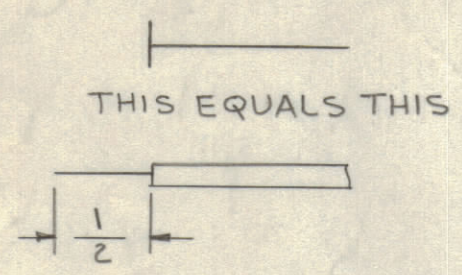
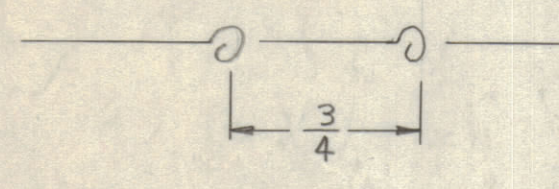


THIS SYMBOL DENOTES END OF INSULATION & NAIL DRIVING POINT, WIRE MUST BE STRIPPED 1/2" BEYOND THIS POINT & TINNED 3/8" UNLESS OTHERWISE SPECIFIED.



WIRES SHOULD BE PLACED IN CABLE IN NUMERICAL SEQUENCE AS THEY APPEAR IN ITEM COLUMN. SPACE LACING APPROX. 3/4" APART.



ZONE		SYM	DESCRIPTION	DATE	E.M.N. NO.	DRAFT	CHKD	APPR
D2		A	ITEMS (26) & (27) ADDED	1-2-63	7923			

REQ'D.	ITEM	PART NUMBER	DESCRIPTION	SYMBOL
13 3/4	27	MWC22(7)S91	CABLE, INSULATED, SHIELDED	WH/BRN
13 3/4	26	MWC22(7)S1	CABLE, INSULATED, SHIELDED	BRN
X	25	CD-101-1-MW	CORD LACING, NYLON, FLAT	BLK
21 1/4	24	MWC22(7)S97	CABLE, INSULATED, SHIELDED	WH/VIO.
38 1/4	23			VIOLET
14	22			RED
41	21			RED
44	20			YEL.
43 1/2	19			BLUE
14	18			WH/RED
24	17			WH/RED
27 1/2	16			WH/YEL
27	15			WH/BLUE
28 3/4	14			WH/GRN
33	13			GREEN
34	12			GRAY
33	11			WHITE
32	10			WH/GRAY
30 1/2	9			GRAY
29 1/4	8			WHITE
28 1/4	7			WH/GRAY
23	6			GRAY
22	5			WHITE
21	4			WH/GRAY
19	3			GRAY
18	2			WHITE
17	1	MWC22(7)S98	CABLE, INSULATED, SHIELDED	WH/GRAY

MATERIAL		LIST OF MATERIAL	
FINISH		TITLE	
THE TECHNICAL MATERIEL CORP. MAMARONECK, NEW YORK		CABLE, HARNESS ASSEMBLY	
UNLESS OTHERWISE SPECIFIED DIMENSIONS ARE IN INCHES AND INCLUDE CHEMICALLY APPLIED OR PLATED FINISHES	DRAWN	DATE	FINAL APPROVAL
	DATE	DATE	DATE
DECIMALS .X ± .05 .XX ± .01 .XXX ± .005	ELECT. DES. R. Kohn	DATE 27 JUL 62	CA-713
FRACTIONS ± 1/64 ANGLE ± 0° 30'	MECH. DES. R. Kohn	DATE 27 JUL 62	A
TOLERANCES		SHEET	

NOTES

1	HSP-2	ASSY. NO.
QTY./UNIT	MODEL USED ON	
SCALE	CODE	

THE CONTENTS OF THIS DRAWING ARE THE EXCLUSIVE PROPERTY OF THE TECHNICAL MATERIEL CORP. ITS UNAUTHORIZED USE OR REPRODUCTION IN WHOLE OR IN PART IS STRICTLY FORBIDDEN.