

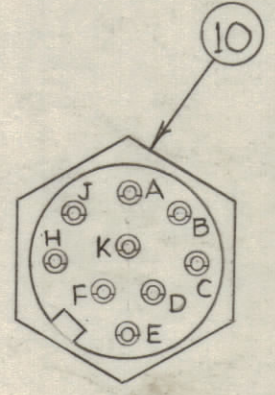
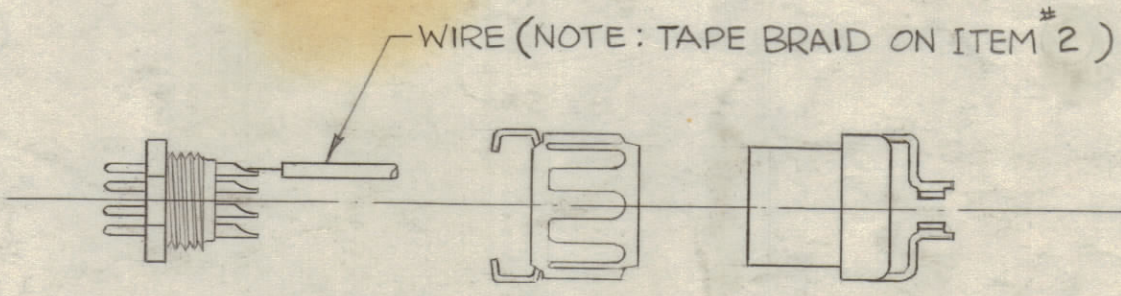
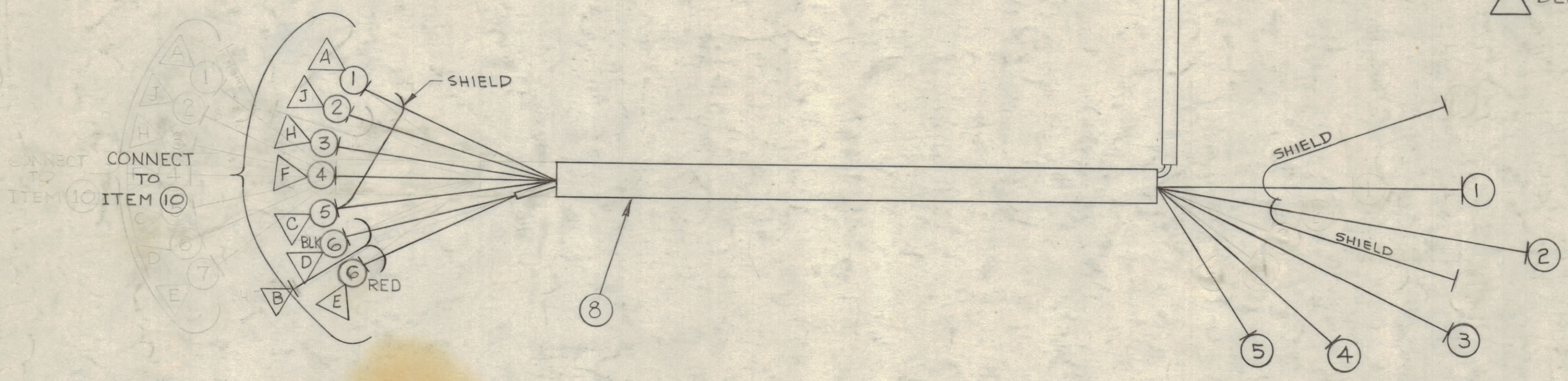
NOTICE TO PERSONS RECEIVING THIS DRAWING

THE TECHNICAL MATERIEL CORPORATION claims proprietary right in the material disclosed herein. This drawing is issued in confidence for engineering information only and may not be reproduced or used to manufacture anything shown hereon without permission from THE TECHNICAL MATERIEL CORPORATION to the user. This drawing is loaned for mutual assistance and is subject to recall at any time.

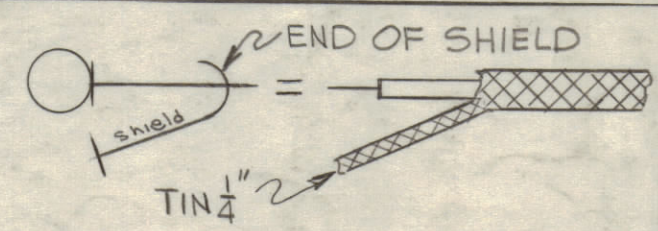
Property of:
THE TECHNICAL MATERIEL CORPORATION
 MAMARONECK, NEW YORK

REVISIONS						
ZONE	SYM	DESCRIPTION	DATE	E.M.N. NO.	DRAFT	CHKD
E6	A	ITEM 1 CLARIFIED	8-20-62	7093	SG	
C, B2	B	ITEMS (1) THRU (8) DECREASED 1-1/2"	1-2-63	7939	SG	
B2	C	ITEMS (6) & (7) WERE MWC 22(7)U93 & U90 ITEM (2) WAS MWC 22(7)U92 PICTORIAL CLARIFIED, BRAID WAS TAPED TO ITEM (1)	3-15-63	8521	RC	
B3	D	LENGTHS INCREASED ON ITEMS (1) THRU (2)	5-15-63	9001		
E3, E6	E	LENGTHS INCREASED ON ITEMS (1) THRU (5) & ITEM (8)	7-2-63	9499		

LEGEND
 ○ DENOTES ITEM NO.
 △ DENOTES PIN NO.



THIS SYMBOL DENOTES END OF INSULATION & NAIL DRIVING POINT. WIRE MUST BE STRIPPED 1/2" BEYOND THIS POINT & TINNED 3/8" UNLESS OTHERWISE SPECIFIED.



ABOVE SYMBOL DENOTES PIGTAIL SHIELD.

WESCHLER SHOULD BE PLACED IN CABLE IN NUMERICAL SEQUENCE AS THEY APPEAR IN ITEM COLUMN, SPACE FACING APPROX. 3/4 APART.

REQ'D.	ITEM	PART NUMBER	DESCRIPTION	SYMBOL
X	12	TA-100-2	TAPE, ELECTRICAL, MYLAR	
X	11	BS-100	SOLDER, SOFT	
1	10	PL-189-9P	CONNECTOR, PLUG, MINIATURE HEXAGON	P5004
5 1/2"	9	PX-100-1-.148	INSULATION, SLEEVING	BLACK
6 1/4"	8	PX-100-1-.330	INSULATION, SLEEVING	BLACK
—	7	—	DELETED	
15 3/4"	6	WI-142-2	CABLE, 2 CONDUCTOR, SHIELDED	RED/BLK
11 1/8"	5	MWC 22(7)U0	CABLE, INSULATED	BLACK
11 7/8"	4	MWC 22(7)U 1	CABLE, INSULATED	BROWN
12 7/8"	3	MWC 22(7)U 2	CABLE, INSULATED	RED
13 1/8"	2	MWC 22(7)SJ92	CABLE, INSULATED, SHIELDED	WH/RED
12 3/8"	1	RG-188/U	CABLE - CO-AXIAL	

WESCHLER LIST OF MATERIAL			
MATERIAL		THE TECHNICAL MATERIEL CORP. MAMARONECK, NEW YORK	
FINISH		TITLE CABLE ASSEMBLY CONVERTER INJECTION OSC. (AFC-3)	
UNLESS OTHERWISE SPECIFIED DIMENSIONS ARE IN INCHES AND INCLUDE CHEMICALLY APPLIED OR PLATED FINISHES		DRAWN V.R.R.	DATE 5-18-62
DECIMALS .X ± .05 .XX ± .01 .XXX ± .005		CHECKED	DATE
FRACTIONS ± 1/64 ANGLES ± 0° 30'		ELECT. DES. MECH. DES.	DATE
TOLERANCES		CA-709 E	
THE CONTENTS OF THIS DRAWING ARE THE EXCLUSIVE PROPERTY OF THE TECHNICAL MATERIEL CORP. ITS UNAUTHORIZED USE OR REPRODUCTION IN WHOLE OR IN PART IS STRICTLY FORBIDDEN.		SHEET	
		REV. LTR.	

NOTES

CA-709 E