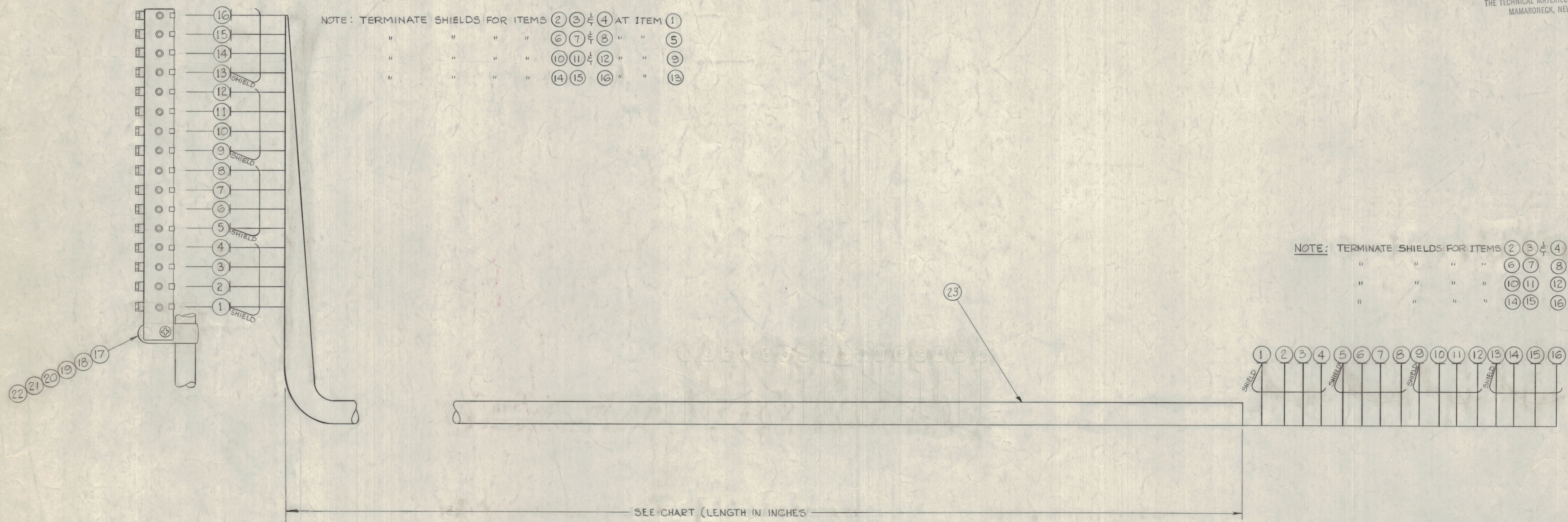


TMC PART NUMBER	LENGTH IN INCHES
CA-705-1	100
CA-705-2	36

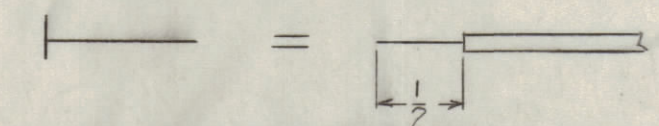
NOTICE TO PERSONS RECEIVING THIS DRAWING
 THE TECHNICAL MATERIEL CORPORATION claims proprietary right in the material disclosed hereon. This drawing is issued in confidence for engineering information only and may not be reproduced or used to manufacture any item shown hereon without permission from THE TECHNICAL MATERIEL CORPORATION to the user. This drawing is loaned for mutual assistance and is subject to recall at any time.
 Property of:
 THE TECHNICAL MATERIEL CORPORATION
 MAMARONECK, NEW YORK

NOTE: TERMINATE SHIELDS FOR ITEMS (2) (3) & (4) AT ITEM (1)
 " " " " (6) (7) (8) " " (5)
 " " " " (10) (11) (12) " " (9)
 " " " " (14) (15) (16) " " (13)

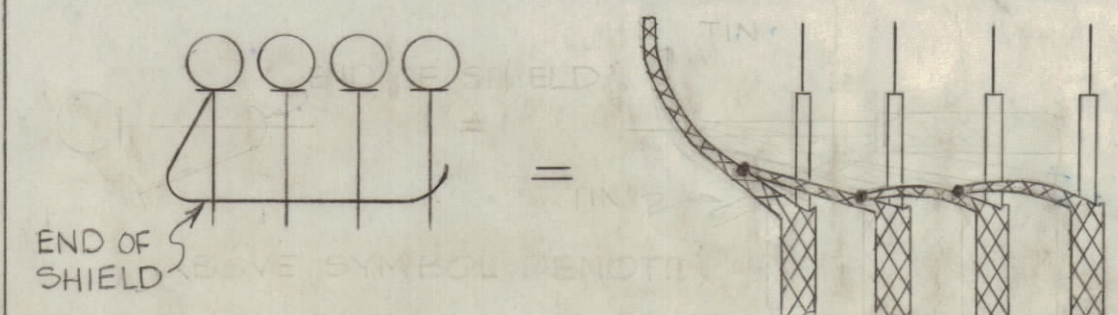
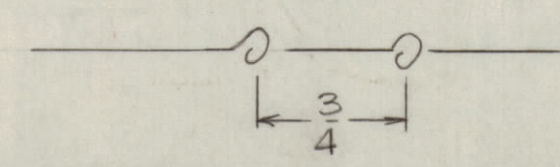
NOTE: TERMINATE SHIELDS FOR ITEMS (2) (3) & (4) AT ITEM (1)
 " " " " (6) (7) (8) " " (5)
 " " " " (10) (11) (12) " " (9)
 " " " " (14) (15) (16) " " (13)



THIS SYMBOL DENOTES END OF INSULATION & NAIL DRIVING POINT
 WIRE MUST BE STRIPPED 1/2" BEYOND THIS POINT & TINNED 3/8"
 UNLESS OTHERWISE SPECIFIED



WIRES SHOULD BE PLACED IN CABLE IN NUMERICAL SEQUENCE AS THEY APPEAR IN ITEM COLUMN.
 SPACE LACING APPROX. 3/4" APART.



X	24	CD-101-1-MW	CORD, LACING	BLACK
X	23	PX-100-1-.500	INSULATION, SLEEVING	BLACK
I	22	NTH0632 BNB	NUT, HEX	
I	21	FW06HBN	WASHER, FLAT	
I	20	LWE06MRN	WASHER, LOCK, EXTERNAL	
I	19	SCBPO632 BNG	SCREW, MACHINE	
I	18	CU-102-5	CLAMP, "G" TYPE	
I	17	TM-105-16AL	TERMINAL STRIP	
	16	MWC 22(7)SJ93	CABLE INSULATED, SHIELDED/JACKET	WH/ORG
	15	MWC 22(7)SJ92	CABLE, INSULATED, SHIELDED/JACKET	WH/RED
	14	MWC 22(7)SJ91	CABLE, INSULATED, SHIELDED/JACKET	WH/BRN
	13	MWC 22(7)UO	CABLE, INSULATED,	BLACK
	12	MWC 22(7)SJ9	CABLE, INSULATED, SHIELDED/JACKET	WHITE
	11	MWC 22(7)SJ8	CABLE, INSULATED, SHIELDED/JACKET	GRAY
	10	MWC 22(7)SJ7	CABLE, INSULATED, SHIELDED/JACKET	VIOLET
	9	MWC 22(7)UO	CABLE, INSULATED	BLACK
	8	MWC 22(7)SJ6	CABLE, INSULATED, SHIELDED/JACKET	BLUE
	7	MWC 22(7)SJ5	CABLE, INSULATED, SHIELDED/JACKET	GREEN
	6	MWC 22(7)SJ4	CABLE, INSULATED, SHIELDED/JACKET	YELLOW
	5	MWC 22(7)UO	CABLE, INSULATED	BLACK
	4	MWC 22(7)SJ3	CABLE, INSULATED, SHIELDED/JACKET	ORANGE
	3	MWC 22(7)SJ2	CABLE, INSULATED, SHIELDED/JACKET	RED
	2	MWC 22(7)SJ1	CABLE, INSULATED, SHIELDED/JACKET	BRN
	1	MWC 22(7)UO	CABLE, INSULATED	BLK

SYM	ZONE	DESCRIPTION	DATE	CH. NO.	DRAFTS	CHECKER	ENG. APP.
C	11	ON B/M ALL SHIELDED JACKET "S3" WIRES WERE SHIELDED	11-25-64	12733	RP		
B	C2	IT. 22 WAS NTH0632 BNB	7-21-64	11907	RP		
A	C2	ITEMS (23) & (24) ADDED, ITEM (1) WAS FW06LBN	3-21-62	7375	RP		

UNLESS OTHERWISE SPECIFIED:
 DIMENSIONS ARE IN INCHES
 TOLERANCES ON FRACTIONS ± 1/64 DECIMALS ± .005 ANGLES ± 1/2°

SCALE
 MAXIMUM ALLOWABLE TOLERANCES HAVE BEEN DETERMINED AND ANY DEVIATIONS WILL BE CAUSE FOR REJECTION. REMOVE ALL BURRS & SHARP EDGES

REQ. PER UNIT	MODEL	SECTION	ASS'Y. NO.	DATE	TYPE & TEMPER	HEAT TREAT. SPEC.	FINISH & SPEC. NO.
1	RAK-21B-1			8-6-62			
1	RAK-22A(1)			5-12-62			

USED ON

THE TECHNICAL MATERIEL CORP. MAMARONECK, NEW YORK	DESCRIPTION	SYMBOL
STOCK SIZE	CABLE, SPECIAL PURPOSE, ELECTRICAL	
MATERIAL		
V.R.R.	DRWN	CHECKED
RP	RP	RP
CA-705		

CA-705 C