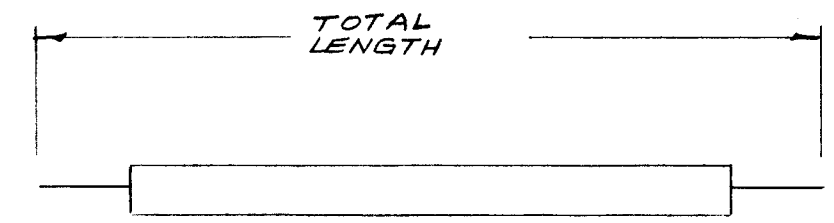
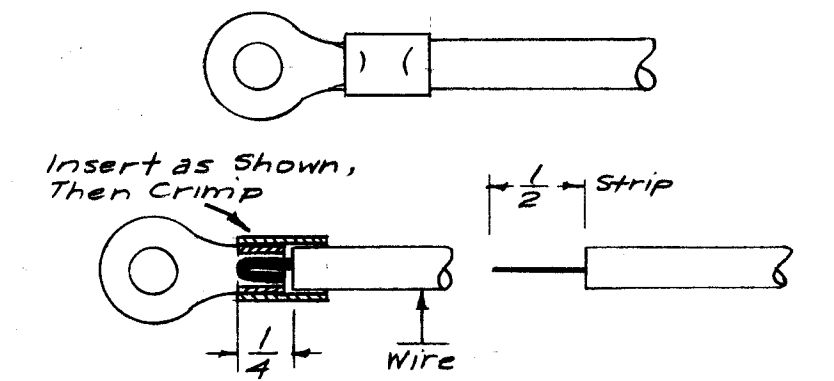


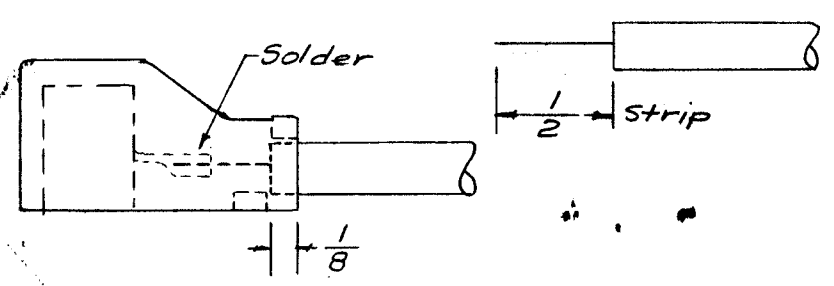
D	TMC NO.	WIRE NO.	COLOR	TOTAL LENGTH (of Wire Only)	END TERMINATION		QUAN. PER UNIT	CONNECT END 1 TO	CONNECT END 2 TO
					END NO. 1	END NO. 2			
CA 377	CA-377-1	WI-126-1	Red	4 1/2"	Strip 1/2"	Strip 1/2"	1	L103	L104
	CA-377-2	WI-126-1	Red	5"	Strip 1/2"	Strip 1/2"	2	R105	L104
	CA-377-3	WI-126-1	Red	7"	Strip 1/2"	Strip 1/2"	1	L103	T101 Term.12
	CA-377-4	WI-126-1	Red	4 1/4"	TE-155-34855	Strip 1/2"	1	C105	L104
	CA-377-5	WI-126-1	Red	5"	TE-155-34855	Strip 1/2"	1	C104	L103
	CA-377-6	WI-126-1	Red	2 3/4"	TE-155-34855	TE-155-34855	1	C105	C106
	CA-377-7	WI-126-1	Red	12"	HB-102-1	Strip 1/2"	2	V103	T102 Term.7
								V104	T102 Term.5
	CA-377-8	WI-126-1	Red	4"	TE-155-34855	Strip 1/2"	1	C106	J102 (A-1)
	CA-377-9	WI-126-1	Red	8"	TE-155-34855	STRIP 1/2"	1	C105	R105
	CA 377-10	WI-126-1	Red	12"	STRIP 1/2"	STRIP 1/2"	1	L103	XV104 PIN 1
	CA 377-11	WI-126-1	Red	2"	STRIP 1/2"	STRIP 1/2"	1	R120	L103
	CA 377-12	WI-126-1	Red	10"	TE-155-34855	Strip 1/2"	1	C105	R113
	CA 377-13	WI-126-1	RED	4"	TE155-34855	TE155-34855	1	C106	INSULATOR AT J102
	CA 377-14	WI-126-1	RED	3 1/2"	TE155-34855	STRIP 1/2"	1	INSULATOR AT J102	R120
	CA 377-15	WI-126-1	RED	8 1/2"	STRIP 1/2"	STRIP 1/2"	1	R127	K104
	CA 377-16	WI-126-1	RED	4 1/2"	TE155-34855	STRIP 1/2"	1	INSULATOR AT J102	L104
	CA 377-17	WI-126-1	RED	2"	TE155-34855	STRIP 1/2"	1	C105	R109
	CA 377-18	WI-126-1	RED	2 1/2"	TE155-34855	STRIP 1/2"	1	C105	L104
	CA 377-19	WI-126-1	RED	3"	STRIP 1/2"	STRIP 1/2"	1	L103	L104
	CA 377-20	WI-126-1	RED	3"	TE155-34855	STRIP 1/2"	1	C104	L103
	CA 377-21	WI-126-1	RED	3 1/2"	STRIP 1/2"	STRIP 1/2"	1	CR107	L103
	CA 377-22	WI-126-1	RED	8"	STRIP 1/2"	STRIP 1/2"	1	CR108	T102 LUG 6
CA 377-23	WI-126-1	RED	6"	STRIP 1/2"	STRIP 1/2"	1	CR107	T102 LUG 5	



Note - Wire Length in Chart is the length required before attaching hardware to ends. (As Shown Above.)



Wiring Detail for TE-155-34855



Wiring Detail for HB-102-1

NOTICE TO PERSONS RECEIVING THIS DRAWING

THE TECHNICAL MATERIEL CORPORATION claims proprietary right in the material disclosed hereon. This drawing is issued in confidence for engineering information only and may not be reproduced or used to manufacture anything shown hereon without permission from THE TECHNICAL MATERIEL CORPORATION to the user. This drawing is loaned for mutual assistance and is subject to recall at any time.

Property of:
THE TECHNICAL MATERIEL CORPORATION
MAMARONECK, NEW YORK

ISSUE	ITEM	CHANGED FROM	DATE	CH. NO.	DRAFTS	CHECKER	ENG. APP.
D		ADD -13 TO -23	12-19-66	17515	RME	[Signature]	[Signature]
C		ADD CA377-12	3-21-66	15976	HLA	[Signature]	[Signature]
B	1	CA 377-9, -10, -11, ADD.	5-5-65	14022	[Signature]	[Signature]	[Signature]
A	1	CA-377-8 Added CA-377-4 (HAS 2 REQ.)	5/29/58	1	16	[Signature]	A.S.J.

chart	PSP-350	PAL-350	5-29-58
REQ. PER UNIT	MODEL	PROJECT NO.	ASS'Y. NO.
USED ON			

REQ. ITEM	PART NO.	DESCRIPTION	SYMBOL
THE TECHNICAL MATERIEL CORP. MAMARONECK, NEW YORK			
CABLE, HV, Single Wire			
MATERIAL			
TYPE & TEMPER		HEAT TREAT. SPEC.	DRAWN
FINISH & SPEC. NO.		ELEC. DES. APP.	MECH. DES. APP.