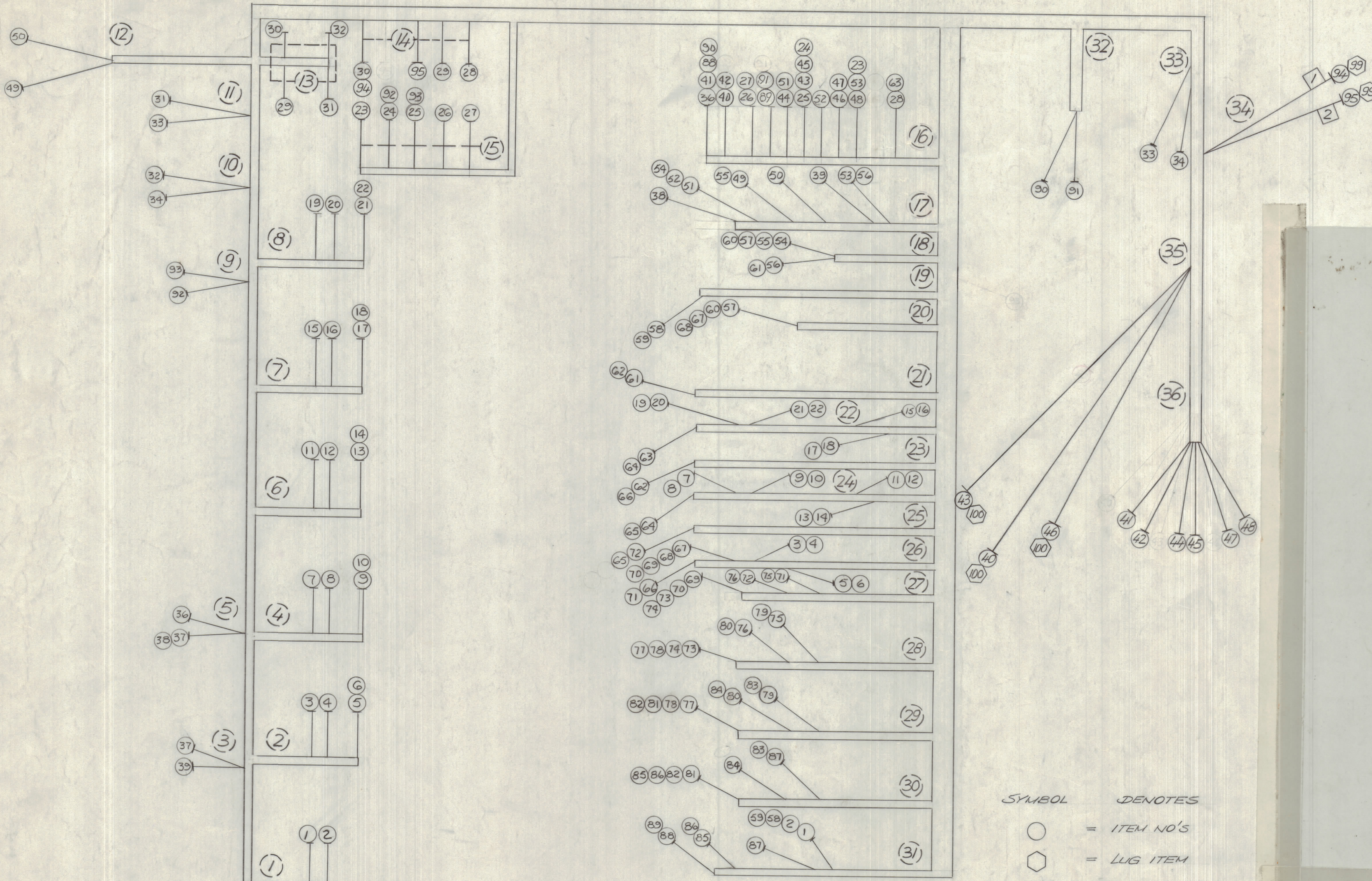
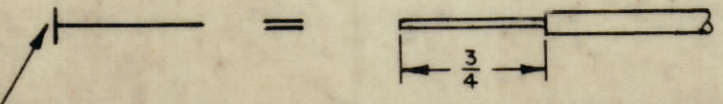


REVISIONS						
ZONE	LTR	DESCRIPTION	DATE	E.M.N.NO	DRAFT	CHKD APPD
X		EXP RELEASE	1-16-68		LL	R.E
XI		REV. & CLARIFIED	1/21/69		LLH/LLM	
Ø		ORIGINAL RELEASE FOR PRODUCTION	1-26-68		RS	
A		DELETED IT. 23 CALLOUT	3-26-69	18348	GE	LLH/LLM/OP
B		REVISED & UPDATED	2/19/69	19677	LLH	RS/OP



SYMBOL DENOTES

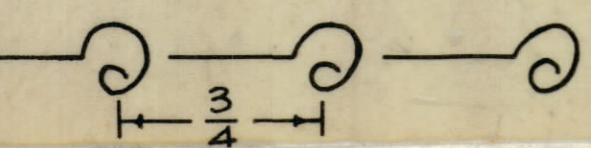
- = ITEM NO'S
- ⬡ = LUG ITEM
- = MARKER
- ⋯ } = STATION BREAKOUTS

 = THIS SYMBOL DENOTES END OF INSULATION AND NAIL DRIVING POINT. WIRE MUST BE STRIPPED 3/4" BEYOND THIS POINT AND TINNED 1/2" UNLESS OTHERWISE SPECIFIED.

UNLESS OTHERWISE SPECIFIED WIRES SHOULD BE PLACED IN CABLE IN NUMERICAL SEQUENCE AS THEY APPEAR IN ITEM COLUMN BY CATEGORY.

- ALL R.F. CABLES
- ALL SHIELDED CABLES
- ALL OTHERS

SPACE LACING APPROXIMATELY 3/4" APART.



1	HFSR-4	BMA 236
QTY / UNIT	MODEL USED ON	ASSY NO.
APPLICATION		
CODE	401-451	
NOTICE TO PERSONS RECEIVING THIS DRAWING		
<small>THE TECHNICAL MATERIEL CORPORATION claims proprietary right in the material disclosed hereon. This drawing is issued in confidence for engineering information only and may not be reproduced or used to manufacture anything shown hereon without permission from THE TECHNICAL MATERIEL CORPORATION to the user. This drawing is loaned for mutual assistance and is subject to recall at any time.</small>		

QTY. REQ.	ITEM	PART NO.	DESCRIPTION	SYMBOL
HOGAN (EBERT) LIST OF MATERIAL				
THE TECHNICAL MATERIEL CORP. MAMARONECK, NEW YORK				
WIRING HARNESS, BRANCHED (D.C.)				
MATERIAL		SIZE CODE IDENT. NO. DWG NO.		ISSUE
FINISH		D 82679 CA1418		B
SCALE 1:1				SHEET OF