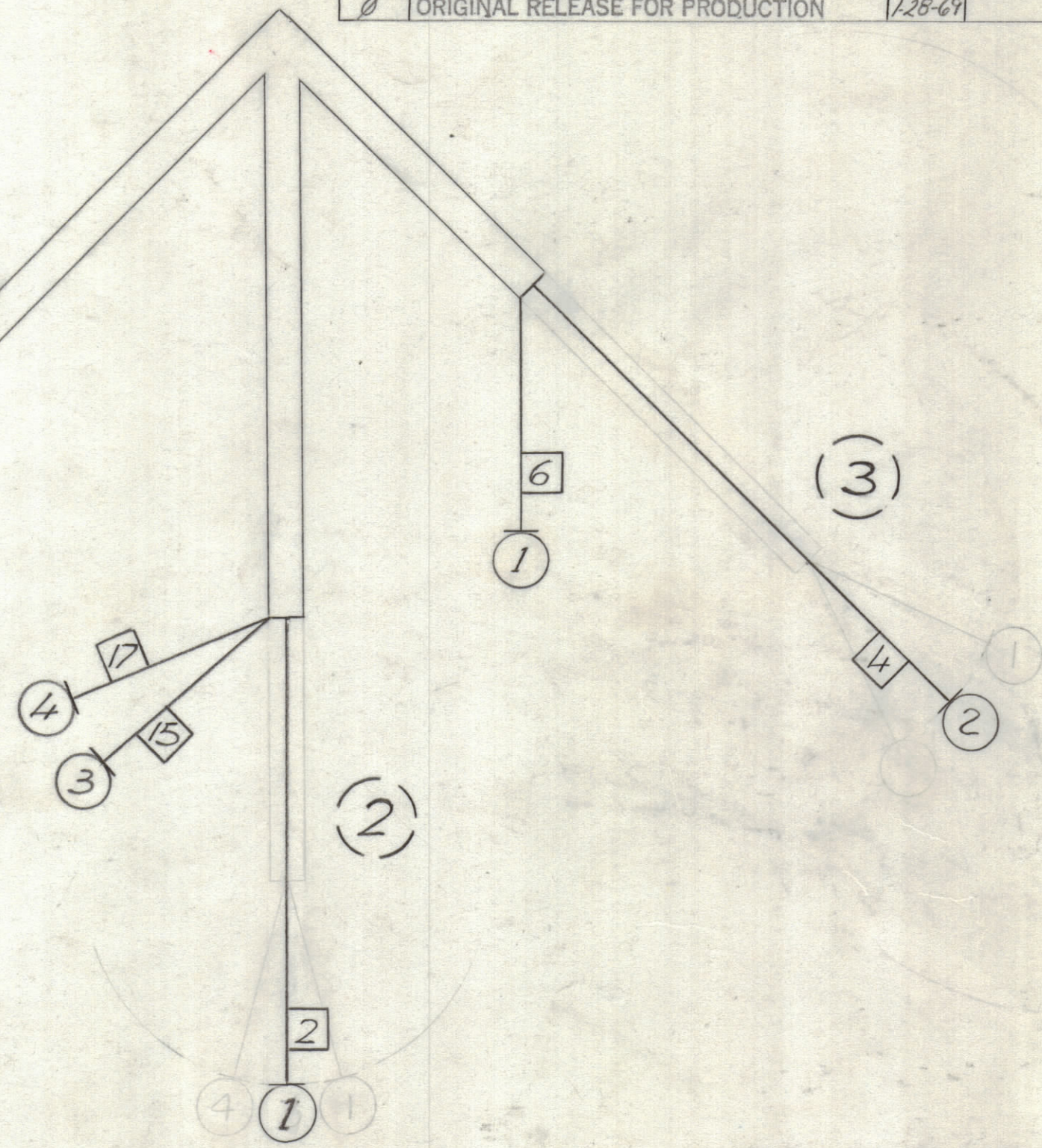
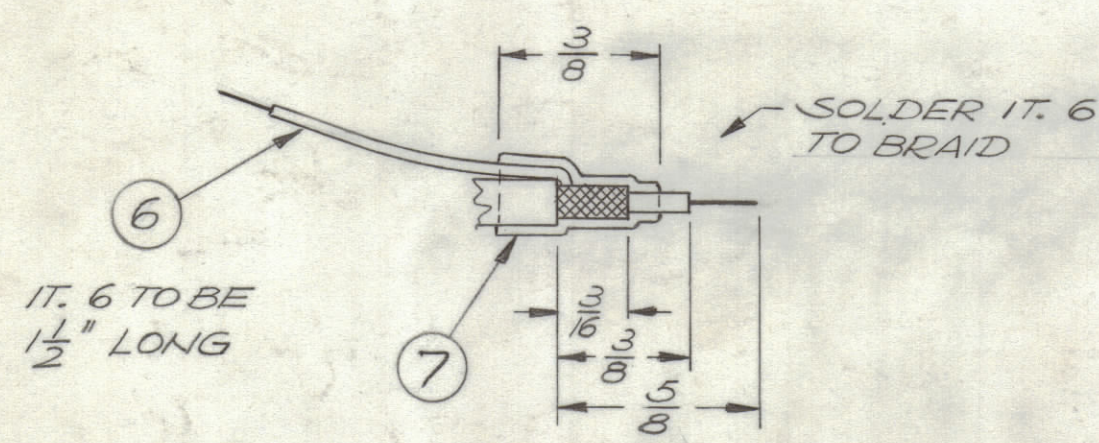


REVISIONS							
ZONE	LTR	DESCRIPTION	DATE	E.M.N.NO	DRAFT	CHKD	APPD
	X	EXP. RELEASE	1-3-68				R.E.
	X	REV. & CLARIFIED	1/20/68				R.E.
	Ø	ORIGINAL RELEASE FOR PRODUCTION	1-28-69			RG	

THIS SYMBOL DENOTES END OF SHIELD WHICH SHOULD BE TERMINATED AS SHOWN

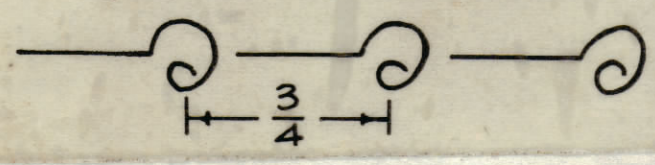


NOTE: DO NOT STRIP OR TIN

UNLESS OTHERWISE SPECIFIED WIRES SHOULD BE PLACED IN CABLE IN NUMERICAL SEQUENCE AS THEY APPEAR IN ITEM COLUMN BY CATEGORY.

- ALL R.F. CABLES
- ALL SHIELDED CABLES
- ALL OTHERS

SPACE LACING APPROXIMATELY 3/4" APART.



FROM	TO	QTY. REQ.	ITEM	PART NO.	FROM	DESCRIPTION	TO	SYMBOL
		X	9	BS 100		SOLDER, TIN ALLOY		
		Ø	8	LA 101		BAND, MKR, CBL		
		X	7	PX 830-12-1		INS., SLVG., SHRINK		
		X	6	MWC24(7)UO		WIRE, ELEC., INS.		
		X	5	CD 101-1MW		CORD, NYLON LACING		
		2	1	4	RG 174/U	XA3 PIN 17	SI	
		2	1	3	RG 174/U	XA3 PIN 15	SI	
		3	1	2	RG 174/U	XA1 PIN 4	SI - COMM.	
		3	2	1	RG 174/U	XA1 PIN 6	XA3 PIN 2	

BREAKOUTS		HOGAN (EBERT)		LIST OF MATERIAL			

UNLESS OTHERWISE SPECIFIED DIMENSIONS ARE IN INCHES AND INCLUDE CHEMICALLY APPLIED OR PLATED FINISHES		FINAL APPROVAL	
MECH. DES.	DATE	<i>[Signature]</i>	DATE
ELECT. DES.	DATE	<i>[Signature]</i>	28 JAN 69
CHECKED	DATE	<i>[Signature]</i>	1-3-68
DRAWN	DATE	<i>[Signature]</i>	1-3-68

THE TECHNICAL MATERIEL CORP.
MAMARONECK, NEW YORK

WIRING HARNESS, BRANCHED (FRONT PANEL)

QTY / UNIT	MODEL USED ON	ASS'Y NO.
1	HFSR-4	BMA 236
APPLICATION		
CODE	A 5401-451	

NOTICE TO PERSONS RECEIVING THIS DRAWING

THE TECHNICAL MATERIEL CORPORATION claims proprietary right in the material disclosed hereon. This drawing is issued in confidence for engineering information only and may not be reproduced or used to manufacture anything shown hereon without permission from THE TECHNICAL MATERIEL CORPORATION to the user. This drawing is loaned for mutual assistance and is subject to recall at any time.

SIZE	CODE IDENT. NO.	DWG NO.	ISSUE
C	82679	CA1413	Ø

SCALE 1:1 SHEET OF