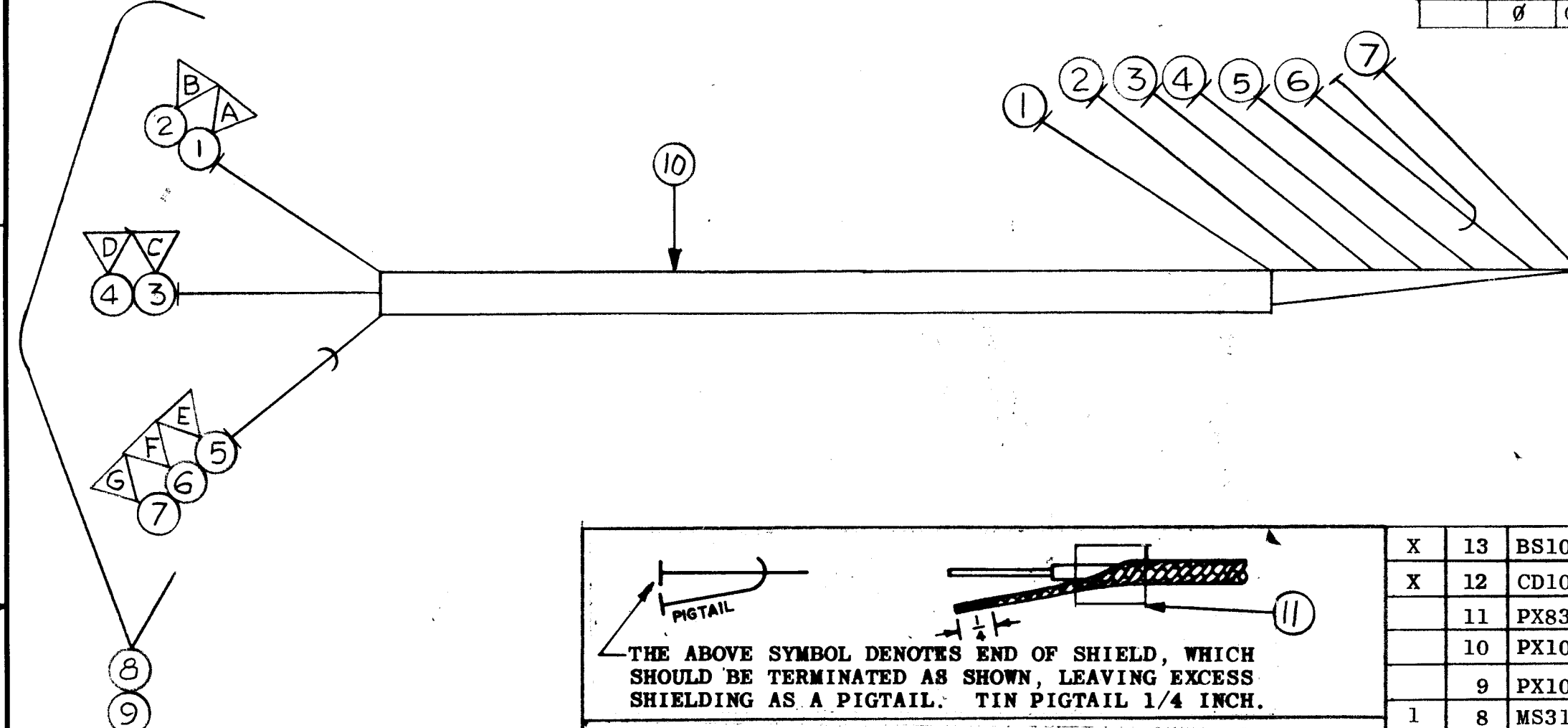


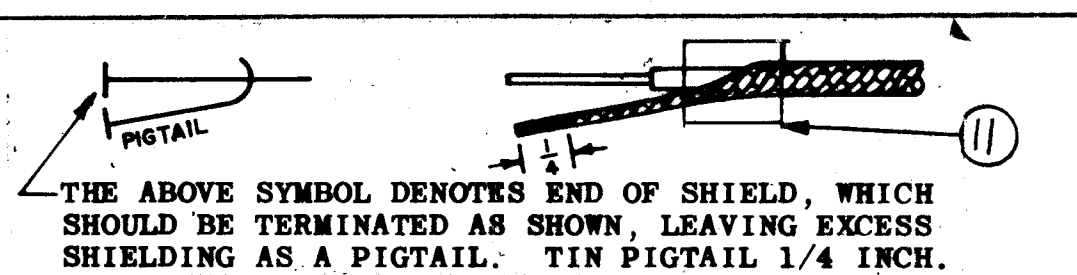
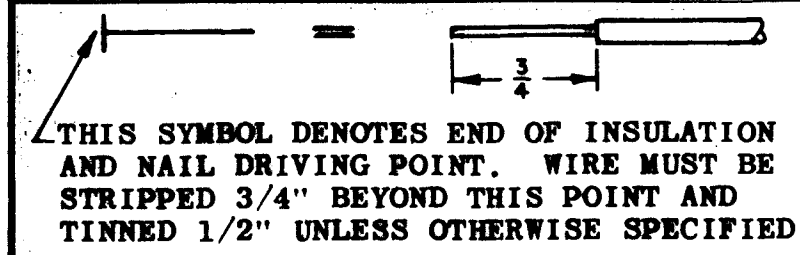
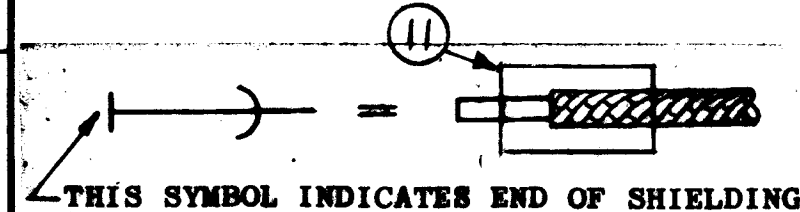
REVISIONS						
ZONE	LTR	DESCRIPTION	DATE	E.M.N.NO	DRAFT	CHKD APPD
	X	EXP. RELEASE	11-13-67		H.G.	[Signature]
	Ø	ORIG. RELEASE FOR PROD	4-15-68		R.G.	[Signature]



SYMBOL - DENOTES

○ = ITEM NO'S

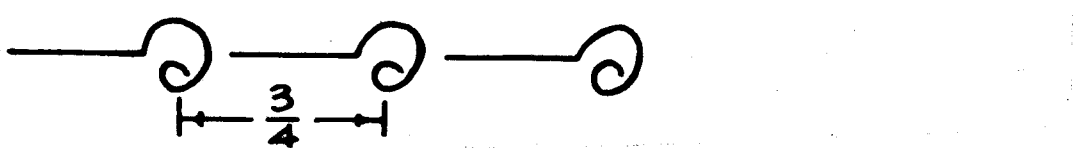
▽ = PINS



UNLESS OTHERWISE SPECIFIED WIRES SHOULD BE PLACED IN CABLE IN NUMERICAL SEQUENCE AS THEY APPEAR IN ITEM COLUMN BY CATEGORY.

- ALL R.F. CABLES
- ALL SHIELDED CABLES
- ALL OTHERS

SPACE LACING APPROXIMATELY 3/4" APART.



BCT-10KA		
QTY / UNIT	MODEL USED ON	ASS'Y NO.
	APPLICATION	
	CODE	S401-451
<p>NOTICE TO PERSONS RECEIVING THIS DRAWING</p> <p>THE TECHNICAL MATERIEL CORPORATION claims proprietary right in the material disclosed hereon. This drawing is issued in confidence for engineering information only and may not be reproduced or used to manufacture anything shown hereon without permission from THE TECHNICAL MATERIEL CORPORATION to the user. This drawing is loaned for mutual assistance and is subject to recall at any time.</p>		

X	13	BS100	SOLDER, TIN ALLOY		
X	12	CD101-1MW	CORD, NYLON LACING		
	11	PX830-12-1	INS, SLVG, SHRINK		
	10	PX100-1-263	INS, SLVG, BLK		
	9	PX100-1-106	INS, SLVG, BLK		
1	8	MS3102A16S-1S	CONN, RECP, FML 7/C		J1001
	7	MWC22 (7) U0	J1001 PIN G	TB802 TERM GRD	
	6	RG174/U	F		6
	5	MWC22 (7) U5	E		5
	4	4	D		4
	3	3	C		3
	2	2	B		2
	1	MWC22 (7) U1	J1001 PIN A	TB802 TERM 1	
REQ'D ITEM	PART NUMBER	FROM DESCRIPTION	TO		SYM.

F. BUDETTI		LIST OF MATERIAL		SK3290-CA1003	
<p>THE TECHNICAL MATERIEL CORP.</p> <p>MAMARONECK, NEW YORK</p>					
<p>CABLE, SPECIAL PURPOSE</p>					
SIZE	CODE IDENT. NO.	DWG NO.	ISSUE		
B	82679	CA1374	Ø		
SCALE	SHEET		OF		