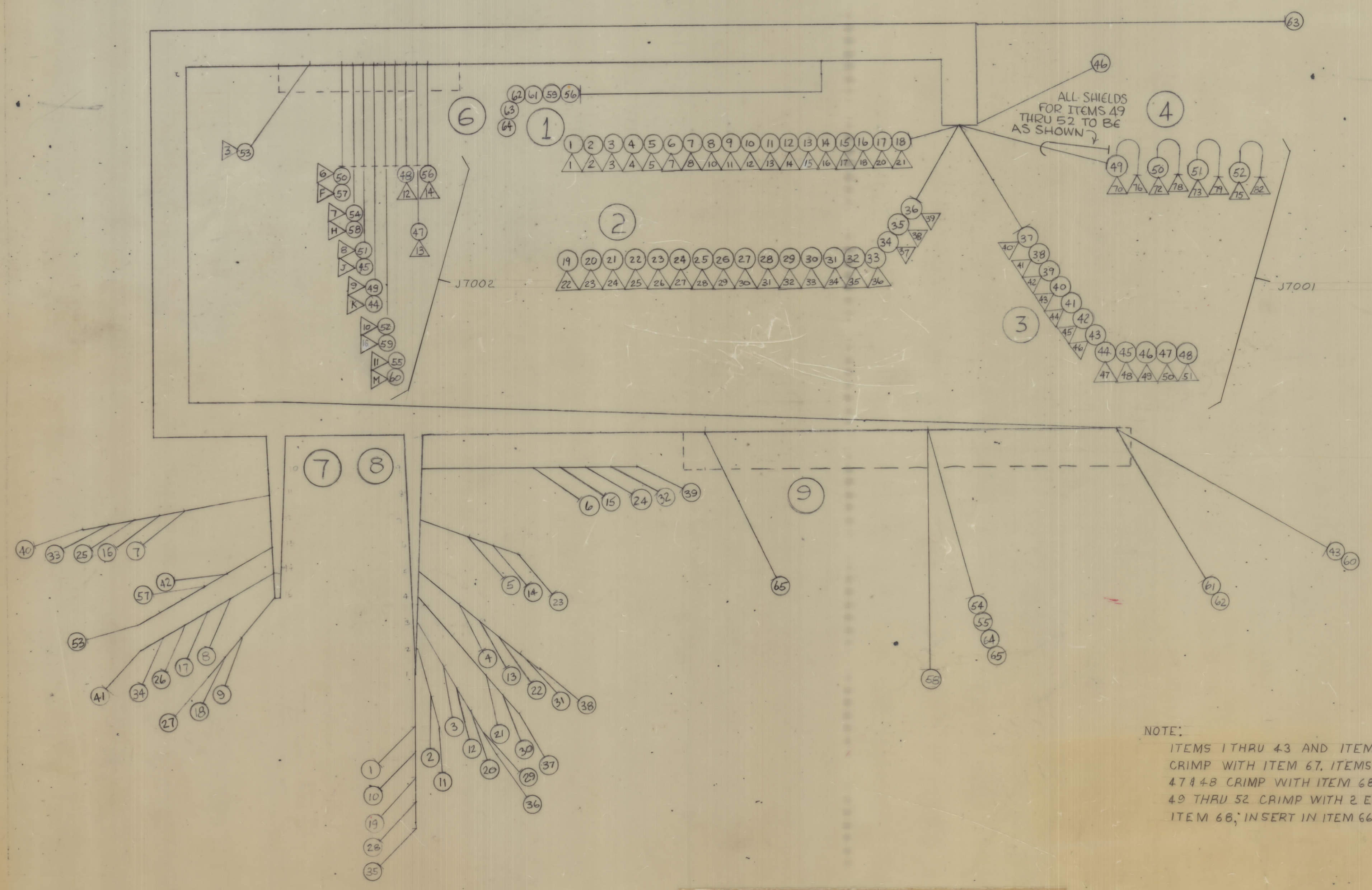


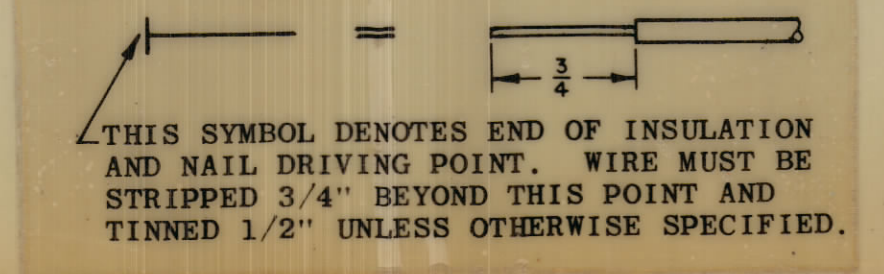
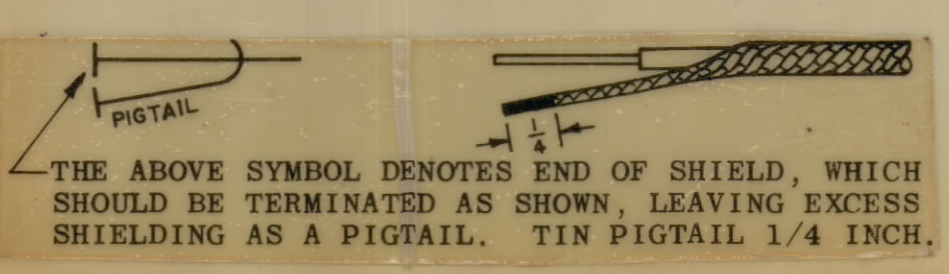
REVISIONS						
SYM	DESCRIPTION	DATE	EM.N. NO.	DRAFT	CHKD	APPD
X	EXP. RELEASE	9-28-60	X	2/27	QA	QA
Ø	ORIGINAL RELEASE FOR PRODUCTION	2-27-67		LAK		
A	CHG. IT. 53, ADD. IT. 64, 67 & 68, BRKT FOR J7001, J7002 & NOTE	9-17-71	20435	RZ		

SYMBOL - DENOTES
 ○ = ITEM NO.
 △ = PINS
 ○ = BREAKOUTS



NOTE:
 ITEMS 1 THRU 43 AND ITEM 46,
 CRIMP WITH ITEM 67. ITEMS 44, 45
 47 & 48 CRIMP WITH ITEM 68. ITEMS
 49 THRU 52 CRIMP WITH 2 EACH OF
 ITEM 66, INSERT IN ITEM 66.

UNLESS OTHERWISE SPECIFIED
 WIRES SHOULD BE PLACED IN CABLE IN NUMERICAL SEQUENCE
 AS THEY APPEAR IN ITEM COLUMN BY CATEGORY.
 1. ALL R.F. CABLES
 2. ALL SHIELDED CABLES
 3. ALL OTHERS
 SPACE LACING APPROXIMATELY 3/4" APART.



REQ'D.	ITEM	PART NUMBER	DESCRIPTION	SYMBOL
F. BUDETTI LIST OF MATERIAL				
THE TECHNICAL MATERIEL CORP. MAMARONECK, NEW YORK				
CABLE, BRANCHED				
UNLESS OTHERWISE SPECIFIED DIMENSIONS ARE IN INCHES AND INCLUDE CHEMICALLY APPLIED OR PLATED FINISHES			DRAWN QA	DATE 1-28-60
DECIMALS XX ± .05 XXX ± .005			ELECT. DES. LAK	DATE 1-28-60
FRACTIONS ± 1/64 ANGLES ± 5° 30'			MECH. DES.	DATE
1	SWCB-3K			
REQ.	MODEL			
FINAL APPROVAL DATE REV. LTR.				

MIL 3-1-67

REQ	ITEM	PART NUMBER	BREAKOUT		DESTINATION OR DESCRIPTION	
			FROM	TO	FROM	TO
	1	MWC22(7) U1	1	8	J7001	S7000-A PIN 1
	2					2
	3					3
	4					4
	5					5
	6					7
	7			8		9
	8			7		11
	9			4		14
	10			7		15
	11			8		S7000-A
	12					S7000-B
	13					
	14					
	15					
	16			8		
	17			7		
	18			7		
	19		1	8		S7000-B
	20		2			S7000-C
	21					
	22					
	23					
	24					
	25					
	26					
	27			8		
	28			7		
	29			7		
	30			7		S7000-C PIN 15
	31			8		S7000-D PIN 1
	32					3
	33					4
	34					5
	35					9
	36					11
	37					14
	38					S7000-D
	39					S7000-E
	40					
	41					
	42		2			
	43		3			
	44					
	45					
	46					
	47					
	48					
	49					
	50					
	51					
	52					
	53					
	54					
	55					

DESTINATION OR DESCRIPTION

BREAKOUT

REQ

ITEM	PART NUMBER	BREAKOUT		DESTINATION OR DESCRIPTION	
		FROM	TO	FROM	TO
56	MWC24(7) U8	1	6	K7002	J7002
57	MWC22(7) U9	7	1	S7000-B	WIP
58	MWC24(7) U95	9	1	DS7001	
59	MWC24(7) U96	1	1	K7002	PIN 4
60	MWC22(7) U90	9	6	F7000	J7002
61	RG174/U	1	9	J7003	R7006
62	RG174/U	1	9	J7004	R7006
63	MWC24(7) U7	1	4	K7002	PIN 1
64	MWC24(7) U5	1	9	K7002	PIN 2
65	MWC24(7) SJ4	9	9	M7001	S7002 A COM.
66	JJ33375PES			SOCKET, CONN.	J7001
44	PNI23-22P			PIN, CONTACT	
12	PNI23-24P			PIN, CONTACT	

69
70
71
72
73
74
75
76
77
78
79
80
81
82
83