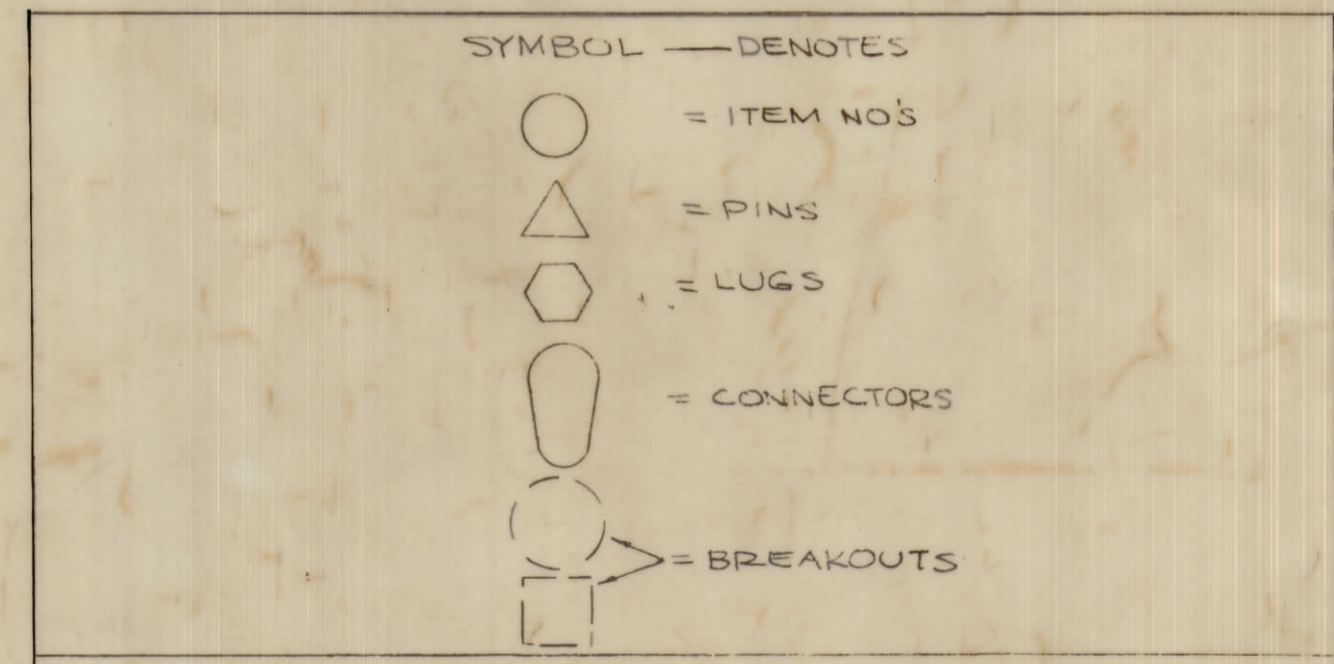
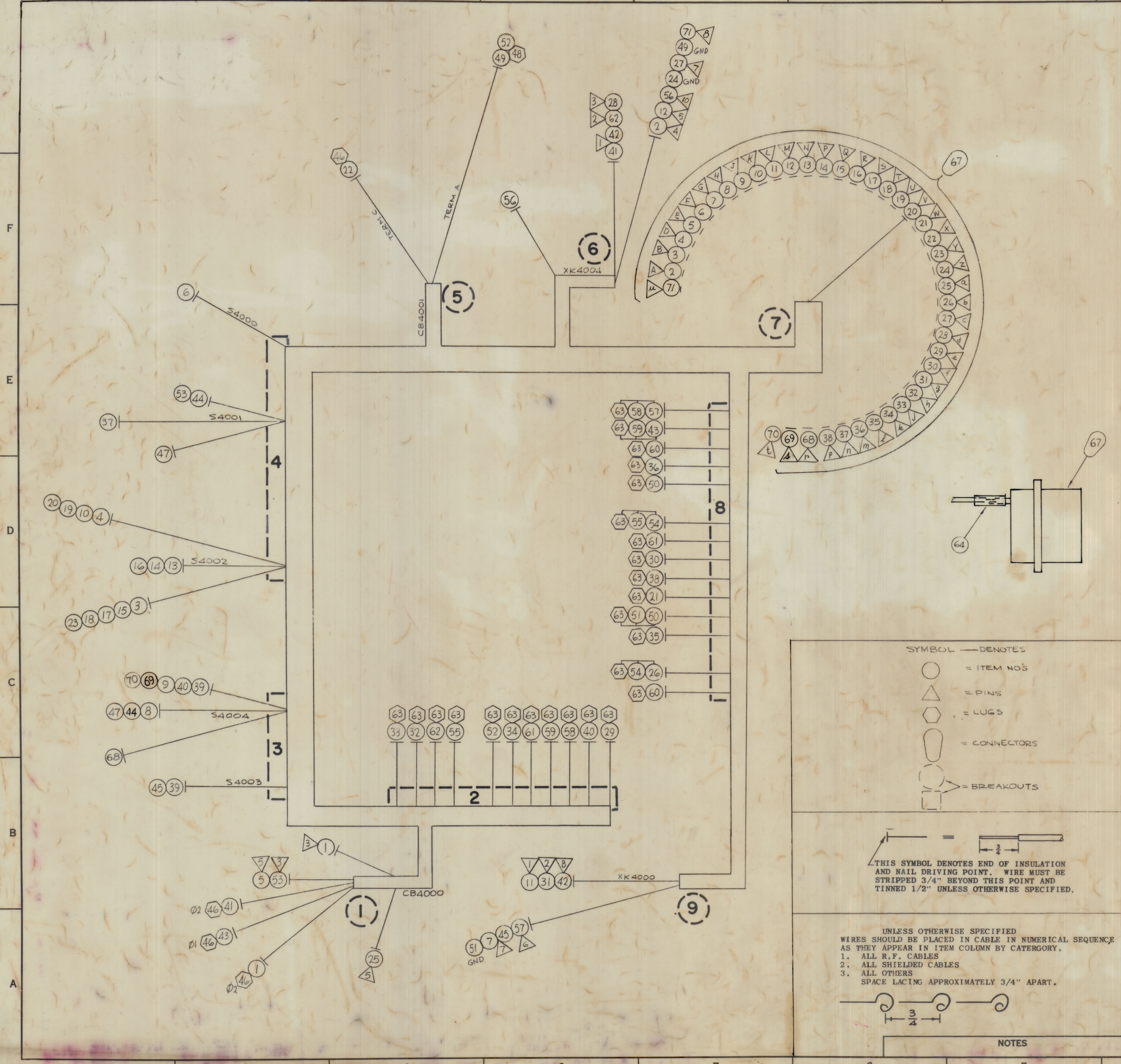


REVISIONS							
ZONE	SYM	DESCRIPTION	DATE	E.M.N. NO.	DRAFT	CHKD	APPR
X		EXPERIMENTAL RELEASE	7-20-66	X			
X1		ITEM 56 ON BRKOUT 5 RELOCATED TO BRKOUT 6	8-4-66	M	Jc		
X2		ITEM 68 ADDED ON BRKOUT 3 '5'x'44' RELOCATED	8-20-66	K2	-DL		
X3		ITEM 30 WAS MWC 22(7)UB12	9-1-66	X3			
X4		ADDED ITEM 69	1-23-67	X4			
X5		ADDED ITEM 70	3-6-67	X5	RME		
		ORIGINAL RELEASE FOR PRODUCTION	3-20-67		L.A.H.		
A		ITEM 71 ADDED, IT 27 WAS PING, IT 56 WAS PIN 7	12-19-68	18679	NB		FB

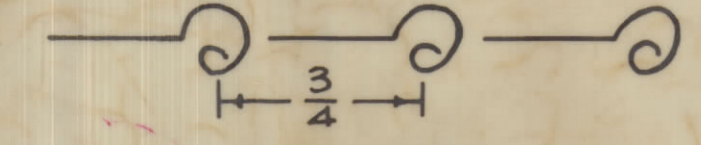


THIS SYMBOL DENOTES END OF INSULATION AND NAIL DRIVING POINT. WIRE MUST BE STRIPPED 3/4" BEYOND THIS POINT AND TINNED 1/2" UNLESS OTHERWISE SPECIFIED.

UNLESS OTHERWISE SPECIFIED WIRES SHOULD BE PLACED IN CABLE IN NUMERICAL SEQUENCE AS THEY APPEAR IN ITEM COLUMN BY CATEGORY.

- ALL R.F. CABLES
- ALL SHIELDED CABLES
- ALL OTHERS

SPACE LACING APPROXIMATELY 3/4" APART.



NOTES

QTY/UNIT	TCP-1	MODEL USED ON	ASBY NO.
SCALE	1:1	CODE	A

THE CONTENTS OF THIS DRAWING ARE THE EXCLUSIVE PROPERTY OF THE TECHNICAL MATERIEL CORP. ITS UNAUTHORIZED USE OR REPRODUCTION IN WHOLE OR IN PART IS STRICTLY FORBIDDEN.

REQ'D	ITEM	PART NUMBER	DESCRIPTION	SYMBOL
F BUDETTI LIST OF MATERIAL				
MATERIAL				
FINISH				
THE TECHNICAL MATERIEL CORP. MAMARONECK, NEW YORK				
TITLE CABLE, BRANCHED				
UNLESS OTHERWISE SPECIFIED DIMENSIONS ARE IN INCHES AND INCLUDE CHEMICALLY APPLIED OR PLATED FINISHES		DRAWN	DATE	FINAL APPROVAL
DECIMALS .1 ± .05 .XX ± .01 .XXX ± .005		DATE	DATE	DATE
TOLERANCES ± 1/64 ANGLES ± 0° 30'		ELECT. DESG.	DATE	DATE
		MECH. DES.	DATE	DATE
CA1256				A
SHEET				REV. LTR.

CA1256 A