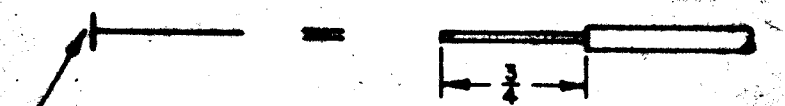
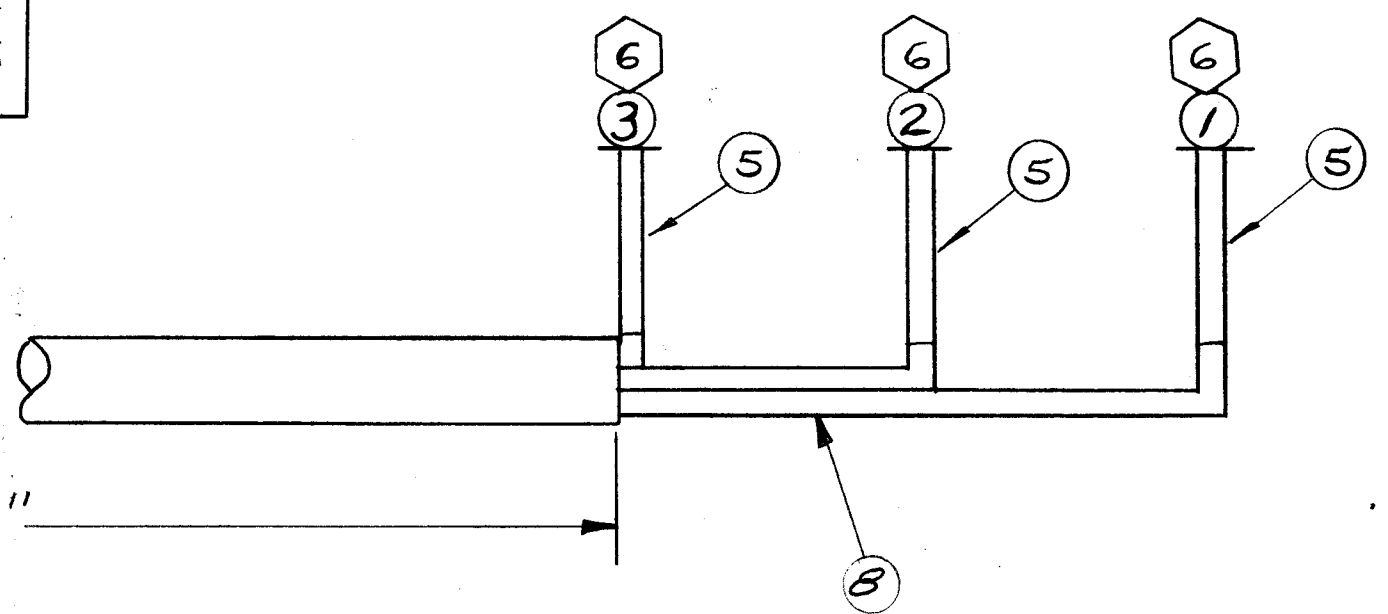


CA1244

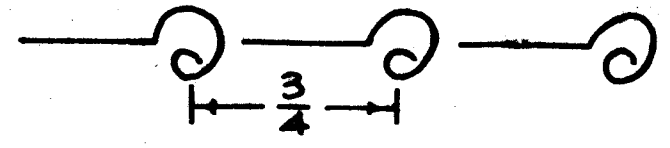
REVISIONS						
SYM	DESCRIPTION	DATE	E.M.N. NO.	DRAFT	CHKD	APPD
X	EXP. RELEASE	6-29-66	X			BW
Ø	ORIGINAL RELEASE FOR PRODUCTION	3.1.67		WFO		



THIS SYMBOL DENOTES END OF INSULATION AND NAIL DRIVING POINT. WIRE MUST BE STRIPPED 3/4" BEYOND THIS POINT AND TINNED 1/2" UNLESS OTHERWISE SPECIFIED.

SYMBOL - DENOTES
 ○ = ITEM NO'S
 ⬡ = LUGS

UNLESS OTHERWISE SPECIFIED
 WIRES SHOULD BE PLACED IN CABLE IN NUMERICAL SEQUENCE AS THEY APPEAR IN ITEM COLUMN BY CATEGORY.
 1. ALL R.F. CABLES
 2. ALL SHIELDED CABLES
 3. ALL OTHERS
 SPACE LACING APPROXIMATELY 3/4" APART.



NOTES

1	RAK110-2	BMA 156
QTY./UNIT	MODEL USED ON	ASS'Y. NO.
SCALE	CODE	
	A	

THE CONTENTS OF THIS DRAWING ARE THE EXCLUSIVE PROPERTY OF THE TECHNICAL MATERIEL CORP. ITS UNAUTHORIZED USE OR REPRODUCTION IN WHOLE OR IN PART IS STRICTLY FORBIDDEN.

REQ'D.	ITEM	PART NUMBER	FROM	DESCRIPTION	TO	SYMBOL
X	9	B5100		SOLDER, TIN ALLOY		
X	8	CD101-1M W		CORD, NYLON LACING		
3	7	TE141-3		TERM. LUG #10		
3	6	TE141-4		TERM. LUG #1/4-20		
6"	5	PXB30-8-1		INS. SLVG. ELECT, SHRINK TYPE		
32"	4	PX100-1-438		INS. SLVG. ELECT		
	3	HWC10(37)B7		WIRE ELECTRICAL INSULATOR		
	2	HWC10(37)B8		WIRE ELECTRICAL INSULATOR		
	1	HWC10(37)B9		WIRE ELECTRICAL INSULATOR		

F. RUDETTI				LIST OF MATERIAL			
MATERIAL				THE TECHNICAL MATERIEL CORP. MAMARONECK, NEW YORK			
FINISH				TITLE CABLE FILTER OUT			
UNLESS OTHERWISE SPECIFIED DIMENSIONS ARE IN INCHES AND INCLUDE CHEMICALLY APPLIED OR PLATED FINISHES		DRAWN BW		DATE 12 JUN 66		FINAL APPROVAL [Signature]	
		CHECKED JDE		DATE 2-28-67		DATE 3/1/67	
DECIMALS .X ± .05 .XX ± .01 .XXX ± .005		FRACTIONS ± 1/64 ANGLES ± 0° 30'		ELECT. DES. [Signature]		DATE 3/1/67	
TOLERANCES		MECH. DES. [Signature]		DATE 2/1/67		SHEET CA1244	
						REV. LTR. Ø	