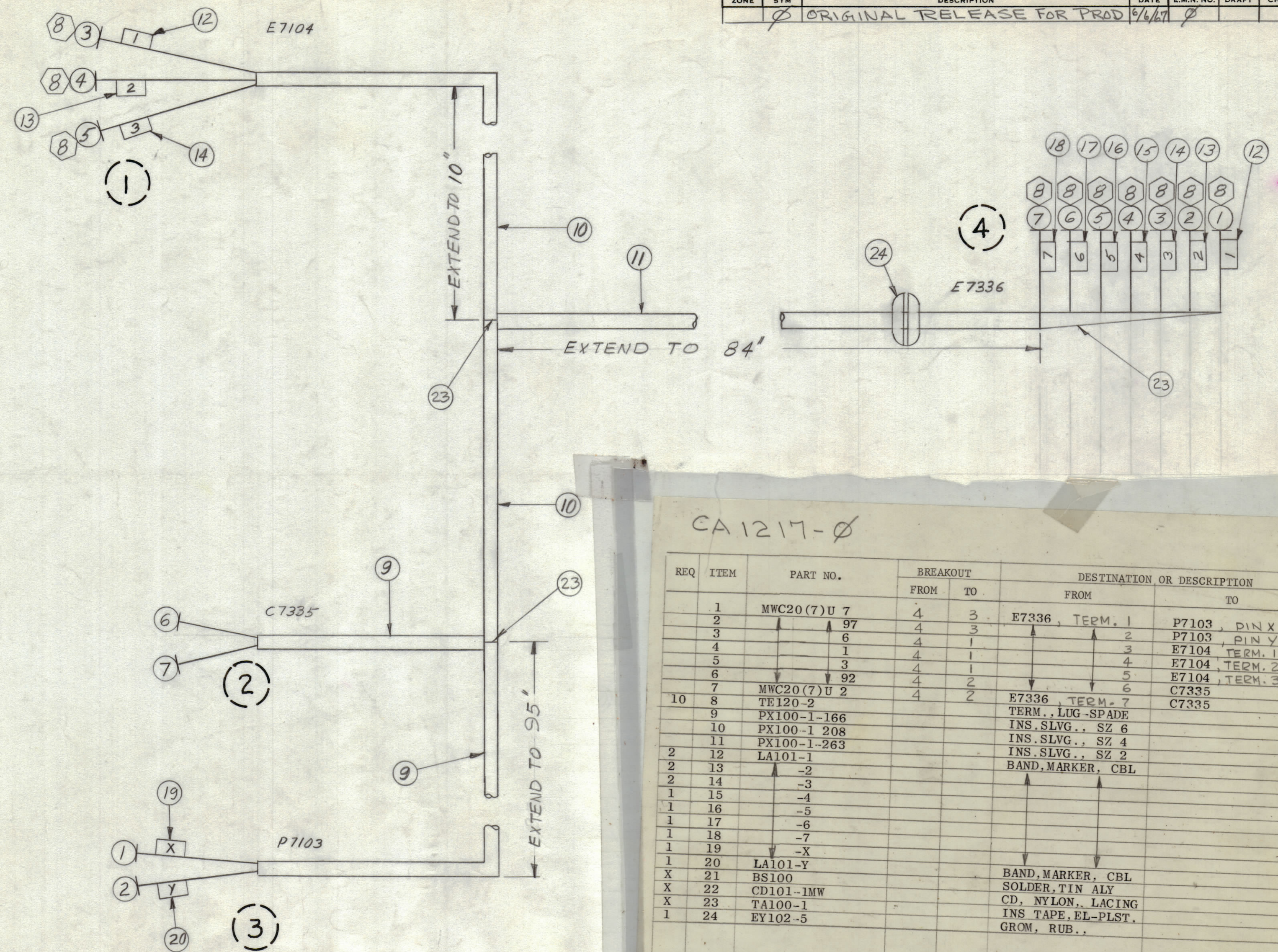


REVISIONS						
ZONE	SYM	DESCRIPTION	DATE	E.M.N. NO.	DRAFT	CHKD
Ø		ORIGINAL RELEASE FOR PROD	6/6/67	Ø		



- ~ SYMBOL DENOTES ~
- = ITEM No.
 - ⬡ = LUGS
 - = MARKER NO. (REF LA101)
 - ⊖ = BREAKOUT

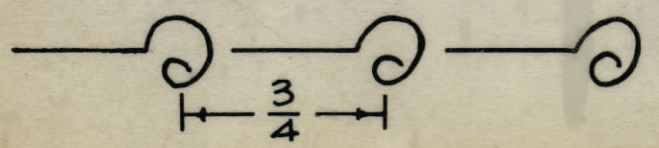
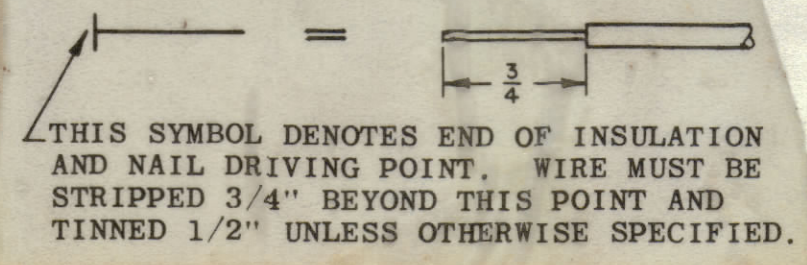
CA 1217-Ø

REQ	ITEM	PART NO.	BREAKOUT		DESTINATION OR DESCRIPTION	
			FROM	TO	FROM	TO
	1	MWC20(7)U 7	4	3	E7336, TERM. 1	P7103, PIN X
	2	97	4	3		P7103, PIN Y
	3	6	4	1		E7104, TERM. 1
	4	1	4	1		E7104, TERM. 2
	5	3	4	1		E7104, TERM. 3
	6	92	4	2		C7335
	7	MWC20(7)U 2	4	2	E7336, TERM. 7	C7335
10	8	TE120-2			TERM., LUG-SPADE	
	9	PX100-1-166			INS. SLVG., SZ 6	
	10	PX100-1 208			INS. SLVG., SZ 4	
	11	PX100-1-263			INS. SLVG., SZ 2	
2	12	LA101-1			BAND, MARKER, CBL	
2	13	-2				
2	14	-3				
1	15	-4				
1	16	-5				
1	17	-6				
1	18	-7				
1	19	-X				
1	20	LA101-Y			BAND, MARKER, CBL	
X	21	BS100			SOLDER, TIN ALY	
X	22	CD101-1MW			CD, NYLON, LACING	
X	23	TA100-1			INS TAPE, EL-PLST.	
1	24	EY102-5			GROM, RUB..	

UNLESS OTHERWISE SPECIFIED WIRES SHOULD BE PLACED IN CABLE IN NUMERICAL SEQUENCE AS THEY APPEAR IN ITEM COLUMN BY CATEGORY.

1. ALL R.F. CABLES
2. ALL SHIELDED CABLES
3. ALL OTHERS

SPACE LACING APPROXIMATELY 3/4" APART.



Q'TY./UNIT	MODEL USED ON	ASS'Y. NO.
1	KIT 180	

THE CONTENTS OF THIS DRAWING ARE THE EXCLUSIVE PROPERTY OF THE TECHNICAL MATERIEL CORP. ITS UNAUTHORIZED USE OR REPRODUCTION IN WHOLE OR IN PART IS STRICTLY FORBIDDEN.

REQ'D.	ITEM	PART NUMBER	DESCRIPTION	SYMBOL
LIST OF MATERIAL				
MATERIAL			THE TECHNICAL MATERIEL CORP. MAMARONECK, NEW YORK	
FINISH			TITLE WIRING HARNESS, BRANCHED	
DRAWN	DATE	FINAL APPROVAL	DATE	
CHKD	DATE		DATE	
ELECT. DES.	DATE		DATE	
MECH. DES.	DATE		DATE	