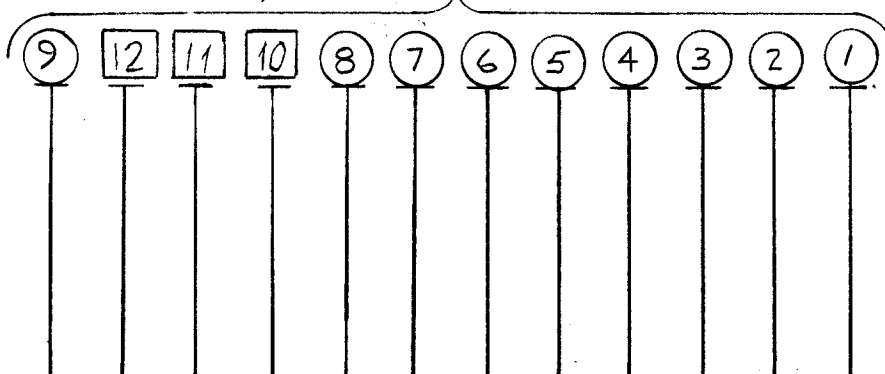


○ DENOTES ITEM No.  
 △ DENOTES PIN No.

□ = DENOTES SHIELDS FOR IT. 10, 11, 12



UNLESS OTHERWISE SPECIFIED  
 WIRES SHOULD BE PLACED IN CABLE IN NUMERICAL SEQUENCE  
 AS THEY APPEAR IN ITEM COLUMN BY CATEGORY.

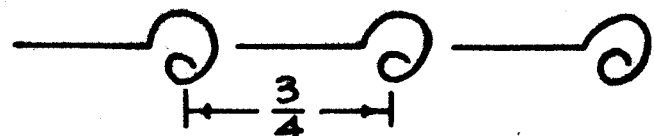
1. ALL R.F. CABLES
2. ALL SHIELDED CABLES
3. ALL OTHERS

THE ABOVE SYMBOL DENOTES END OF SHIELD, WHICH SHOULD BE TERMINATED AS SHOWN, LEAVING EXCESS SHIELDING AS A PIGTAIL. TIN PIGTAIL 1/4 INCH.



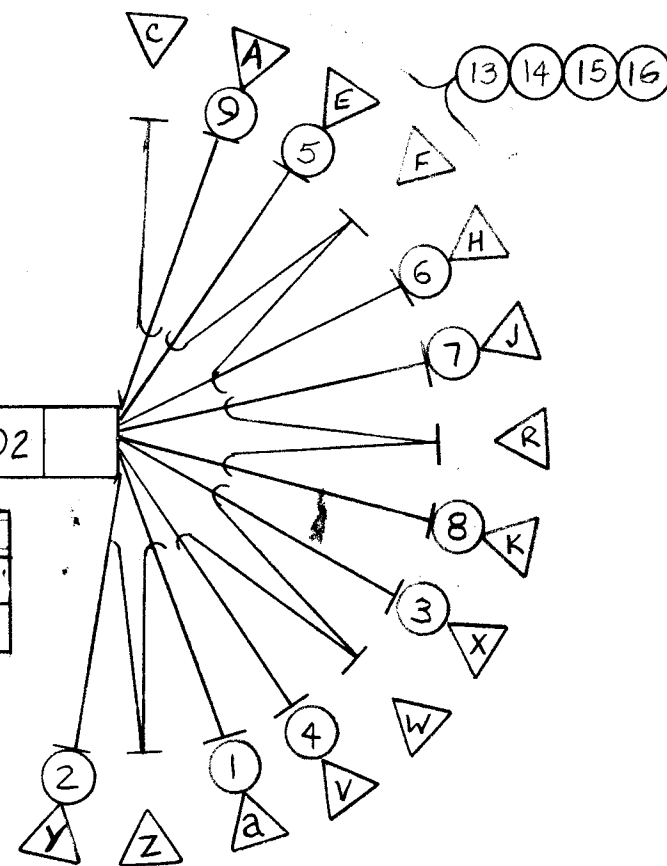
TMC P/N	DIM A"	ITEM 18	ITEM 19
CA1149-1	125"	LA107-20-P8502	LA107-20-TB6501
CA1149-2	95"	LA107-20-P8502	LA107-20-TB6501

SPACE LACING APPROXIMATELY 3/4" APART.



THIS SYMBOL DENOTES END OF INSULATION AND NAIL DRIVING POINT. WIRE MUST BE STRIPPED 3/4" BEYOND THIS POINT AND TINNED 1/2" UNLESS OTHERWISE SPECIFIED.

NOTES



Q'TY./UNIT		MODEL USED ON		ASS'Y. NO.
SCALE		CODE		
THE CONTENTS OF THIS DRAWING ARE THE EXCLUSIVE PROPERTY OF THE TECHNICAL MATERIEL CORP. ITS UNAUTHORIZED USE OR REPRODUCTION IN WHOLE OR IN PART IS STRICTLY FORBIDDEN.				

CA1149 A

REVISIONS

SYM	DESCRIPTION	DATE	E.M.N. NO.	DRAFT	CHKD	APPD
X1	ITEMS 10, 11, 12 REVISED, CABLE SPECS ADDED	7-16-65		DC		
Ø	ORIGINAL RELEASE FOR PRODUCTION	7-19-65		H.V.		
A	- 2 ADDED TO PART NO. CHART	7/10/65	15347	H.V.	JCS	MM

	28	B5 100	SOLDER, SOFT
	27	TA100-1	INS. TAPE
	26	CD101-1MW	CORD, NYLON, LACING
1	25	NTH0632BNB	NUT, PLN, HEX.
1	24	FW06HBN	WASHER, FLAT
1	23	LWE06MRN	WASHER, LK, EXT.
1	22	SCBP0632BN7	SCREW, MACH.
1	21	CU102-4	CLAMP, LOOP
1	20	TM105-12 AL	TERM. BR -FNG.
1	19	SEE CHART	SLV, MARKER, CBL
1	18	SEE CHART	SLV, MARKER, CBL
	7	PX100-1-375	INS. SLVG.
1	16	M53420-12A	BUSHING, RUBBER
1	15	M53420-8A	BUSHING, RUBBER
1	14	M53420-6A	BUSHING, RUBBER
1	13	PL 212-4	CONN., PLUG, FEMALE
	12	PART OF ITEMS 7, 8, 9	SHIELDS OF 7, 8, 9
	11	PART OF ITEMS 4, 5, 6	SHIELDS OF 4, 5, 6
	10	PART OF ITEMS 1, 2, 3	SHIELDS OF 1, 2, 3
	9	MWC24(7)SJ1	CBL, SP, SHLD/JKT
	8		
	7		
	6		
	5		
	4		
	3		
	2		
	1	MWC24(7)SJ 9	CBL, SP, SHLD/JKT

REQ'D.	ITEM	PART NUMBER	DESCRIPTION	SYMBOL
--------	------	-------------	-------------	--------

STURMER LIST OF MATERIAL

MATERIAL		THE TECHNICAL MATERIEL CORP. MAMARONECK, NEW YORK			
FINISH		TITLE CABLE ASSY, S.P. 9/C			
UNLESS OTHERWISE SPECIFIED DIMENSIONS ARE IN INCHES AND INCLUDE CHEMICALLY APPLIED OR PLATED FINISHES		DRAWN <i>[Signature]</i>	DATE 6-10-65	FINAL APPROVAL <i>[Signature]</i>	DATE 7/19/65
DECIMALS .X ± .05 .XX ± .01 .XXX ± .005		CHECKED <i>[Signature]</i>	DATE 7/15/65	CA 1149 A	
FRACTIONS ± 1/64 ± 0° 30'		ELECT. DES. <i>[Signature]</i>	DATE 7-16-65	SHEET	
TOLERANCES		MECH. DES. <i>[Signature]</i>	DATE	REV. LTR.	