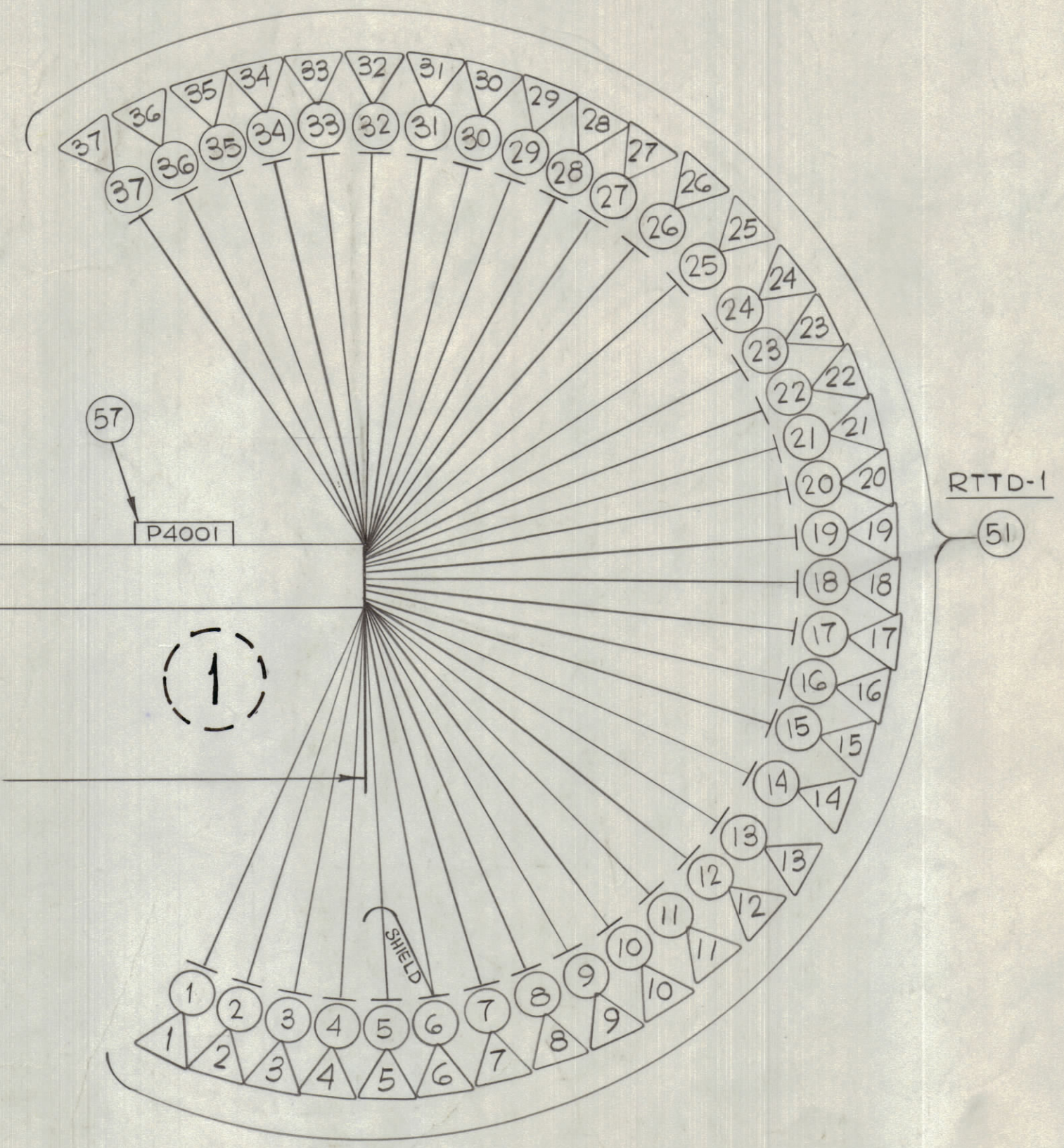
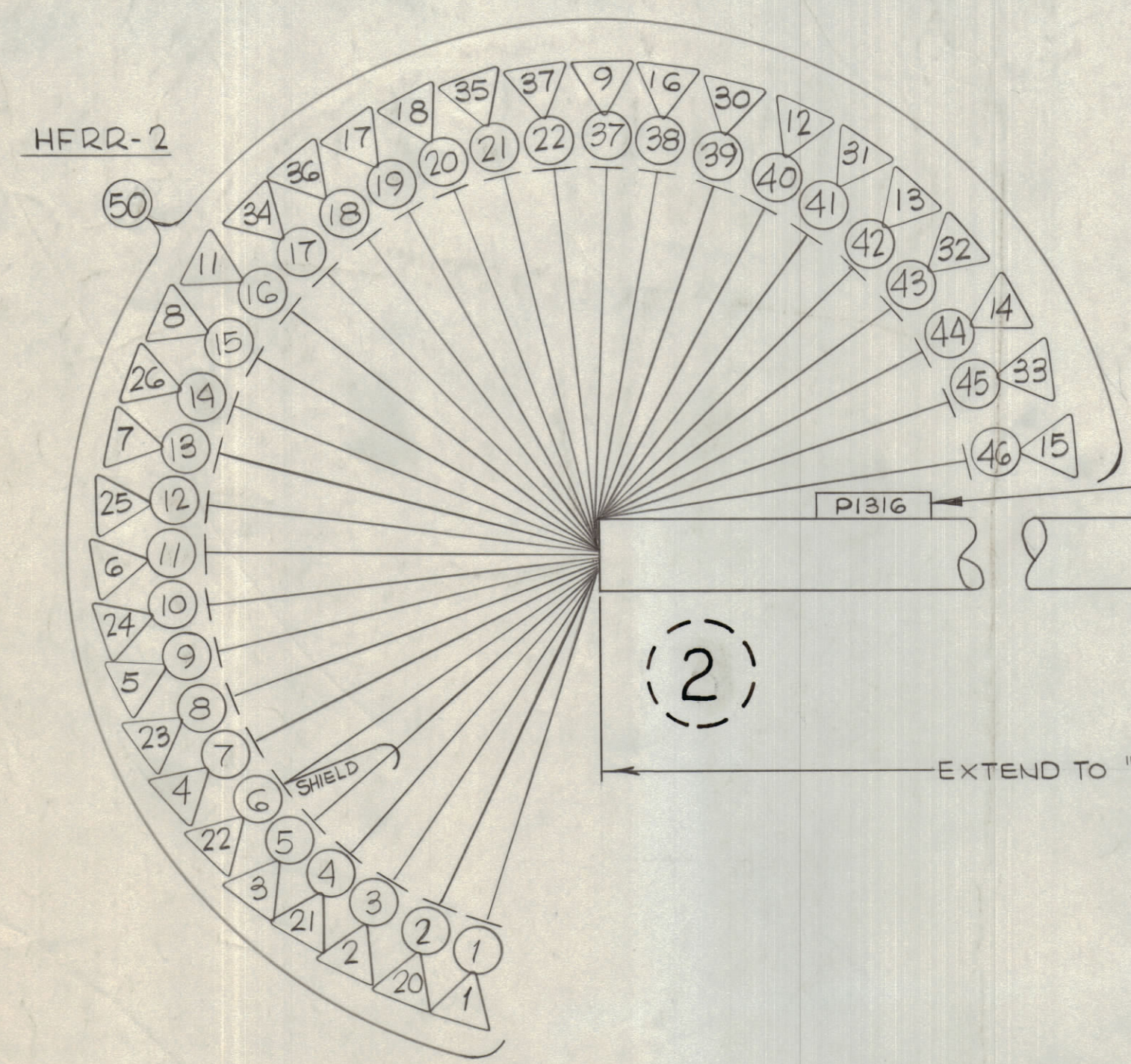
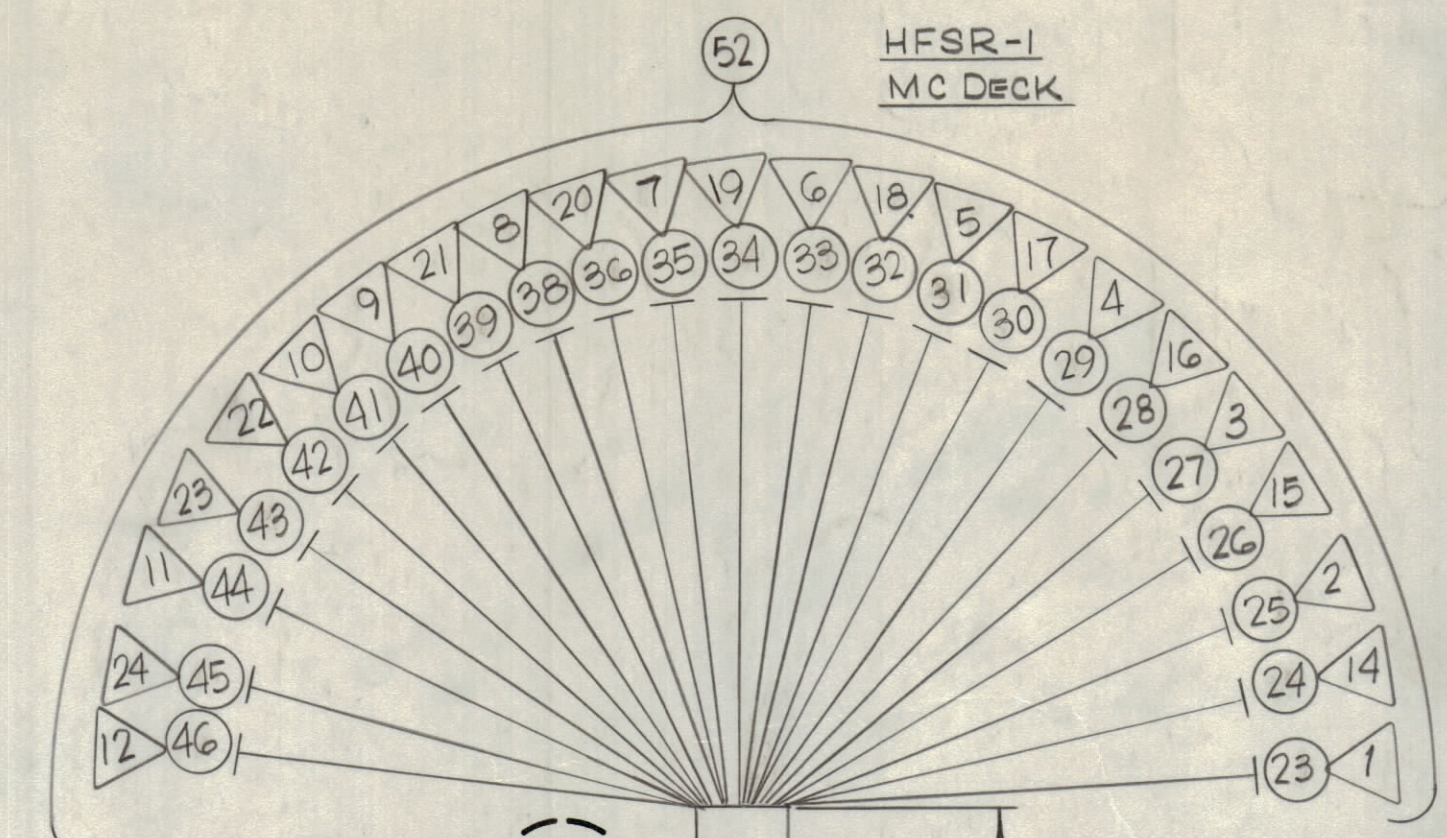


REVISIONS						
ZONE	SYM	DESCRIPTION	DATE	E.M.N. NO.	DRAFT	CHKD
	2	ORIGINAL RELEASE FOR PRODUCTION	8-26-65	2	H.V.	23
	A	HFR-1 WAS IT 51 RTTD-1 WAS 50 "A" WAS 76-71	3-23-64	15993	WJL	QTS



TMC P/N	"A" IN.	"B" IN.	"C" IN.	ITEM (57)	ITEM (58)	ITEM (59)
CA1140-1	71	57	76	LA107-18-P4001-1	LA107-18-P3034-1	LA107-18-P1316-1
CA1140-2	71	57	76	LA107-18-P4001-2	LA107-18-P3034-2	LA107-18-P1316-2

FROM	TO	REQ'D	ITEM	PART NUMBER	DESCRIPTION	SYMBOL
1	2	139	46	WI140-B22N-966	P1316 PIN 15	P3034 PIN 12
			45	965	33	24
			44	964	14	11
			43	963	32	23
			42	926	13	22
			41	925	31	10
			40	924	12	9
			39	923	30	21
2	3	139	38	94	P1316 PIN 16	P3034 PIN 8
1	2	134	37	900	P4001 PIN 37	P1316 PIN 9
1	3	153	36	96	36	P3034 PIN 20
			35	988	35	7
			34	912	34	19
			33	817	33	6
			32	816	32	18
			31	815	31	5
			30	814	30	17
			29	813	29	4
			28	917	28	16
			27	916	27	3
			26	915	26	15
			25	914	25	2
			24	913	24	14
3	153	23	23	WI140-B22N-0	23	1
2	134	22	22	MWC20(7)U 90	22	P1316 PIN 37
			21	WI140-B22N 9	21	35
			20	MWC20(7)U 98	20	18
			19	WI140-B22N-874	19	17
			18	873	18	36
			17	946	17	34
			16	944	16	11
			15	7	15	8
			14	945	14	26
			13	935	13	7
			12	943	12	25
			11	933	11	6
			10	0	10	24
			9	2	9	5
			8	856	8	23
			7	855	7	4
			6	WI140-B22N-854	6	22
			5	MWC22(7)SJ 9	5	3
			4	WI140-B22N-846	4	21
			3	845	3	2
			2	844	2	20
1	2	134	1	WI140-B22N-843	P4001 PIN 1	P1316 PIN 1

SYMBOL DENOTES

○ = ITEM NO'S

△ = PIN NO'S

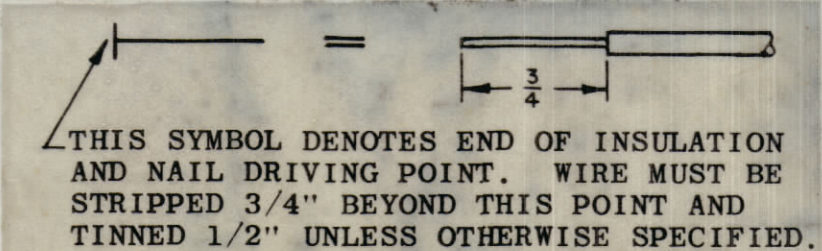
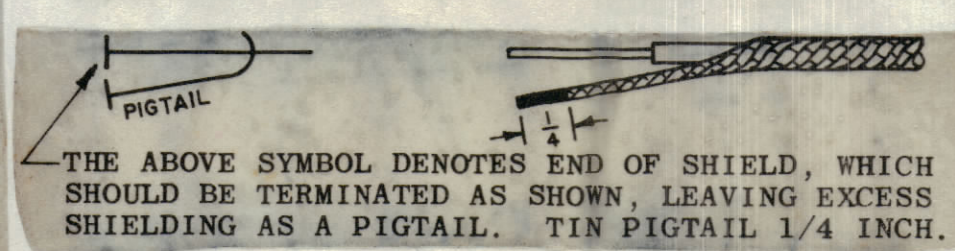
○ (dashed) = BREAKOUTS

NOTE: FOR CONNECTOR WIRING PROCEDURE SEE SB68

UNLESS OTHERWISE SPECIFIED WIRES SHOULD BE PLACED IN CABLE IN NUMERICAL SEQUENCE AS THEY APPEAR IN ITEM COLUMN BY CATEGORY.

- ALL R.F. CABLES
- ALL SHIELDED CABLES
- ALL OTHERS

SPACE LACING APPROXIMATELY 3/4" APART.



NOTES

THE ABOVE SYMBOL DENOTES END OF SHIELD, WHICH SHOULD BE TERMINATED AS SHOWN, LEAVING EXCESS SHIELDING AS A PIGTAIL. TIN PIGTAIL 1/4 INCH.

THIS SYMBOL DENOTES END OF INSULATION AND NAIL DRIVING POINT. WIRE MUST BE STRIPPED 3/4" BEYOND THIS POINT AND TINNED 1/2" UNLESS OTHERWISE SPECIFIED.

QTY./UNIT	MODEL USED ON	ASSY. NO.
SCALE	CODE	
	A	

DECIMALS	FRACTIONS	ELECT. DES.	MECH. DES.	DATE	SHEET
X ± .05 XX ± .01 XXX ± .005	± 1/64 ANGLES ± 5° 30'			8-15-65 8-26-65	1

STURMER		LIST OF MATERIAL	
MATERIAL		TITLE	THE TECHNICAL MATERIEL CORP. MAMARONECK, NEW YORK
FINISH			WIRING HARNESS, BRANCHED

CA1140 A