

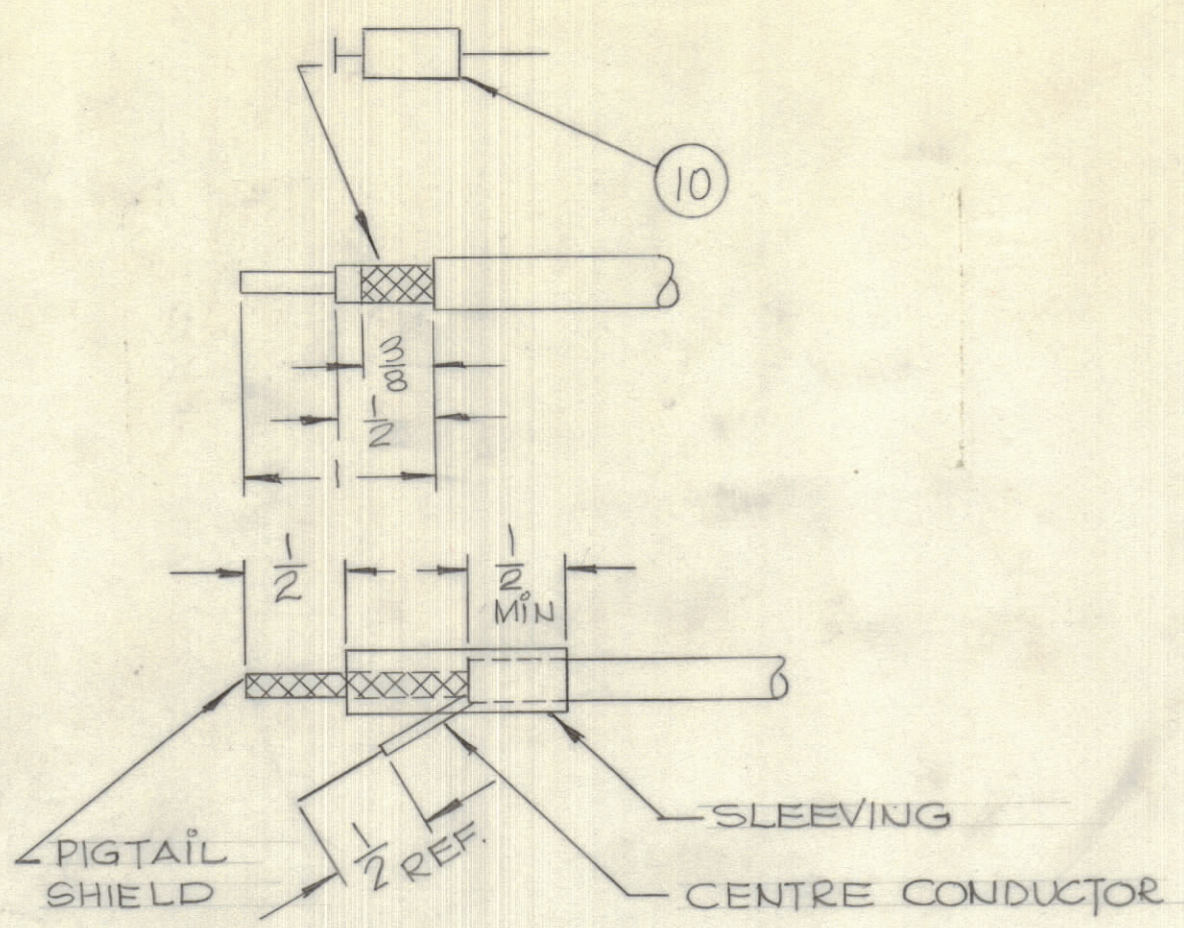
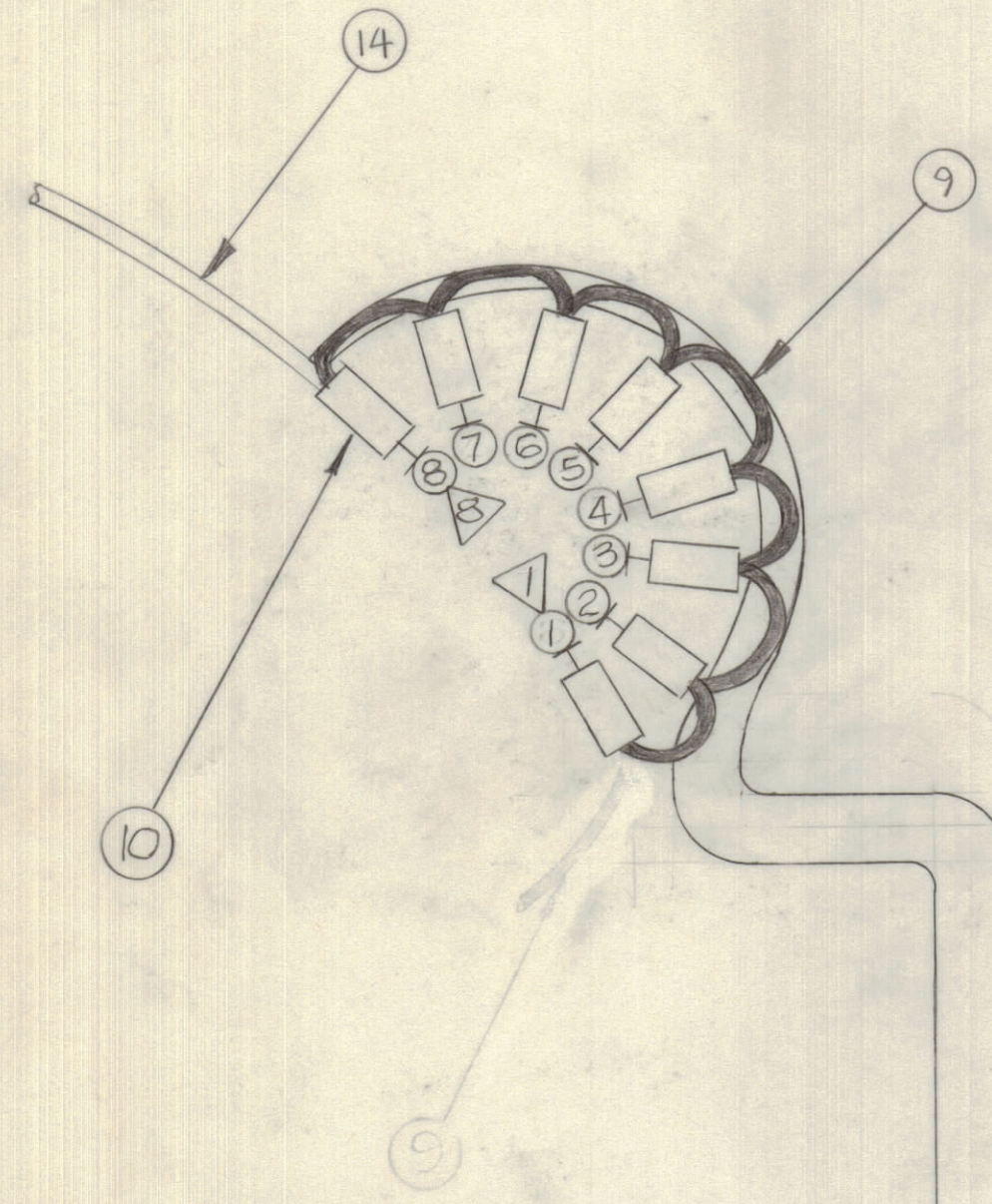
IF IT IS FOUND DESIRABLE TO CHANGE ANY TOLERANCE OR OTHER DETAIL SPECIFIED ON THIS DRAWING NOTIFY THE PURCHASER PROMPTLY.

MAXIMUM ALLOWABLE TOLERANCES HAVE BEEN DETERMINED AND DEVIATIONS WILL BE CAUSE FOR REJECTION. REMOVE ALL BURRS AND SHARP EDGES.

DIMENSIONS IN INCHES UNLESS OTHERWISE SPECIFIED

ISSUE	ITEM	CHANGED FROM	DATE	CN. NO.	DRAFTS	CHECKER	ENG. APP.
Ø		REL TO PROD.	JUNE 14/68		RPL	W	W

REQ.	ITEM	PART NO.	DESCRIPTION	SYMBOL
1	RG174/U		CABLE, COXIAL.	
2				
3				
4				
5				
6				
7				
8	RG174/U		CABLE, COXIAL	
7	9	CA10519-1	CABLE SINGLE WIRE	
8	10	CU-10016-1	FERRULE, INSULATED	
1"	11	PX100-9-330	INSULATION SLEEVING, ELECT.	
AR	12	CU142-8	STRAP, CABLE ADJUSTABLE PLASTIC	
AR	13	BS-100	SOLDER, SOFT	
1	14	CA10519-2	CABLE, SINGLE WIRE	



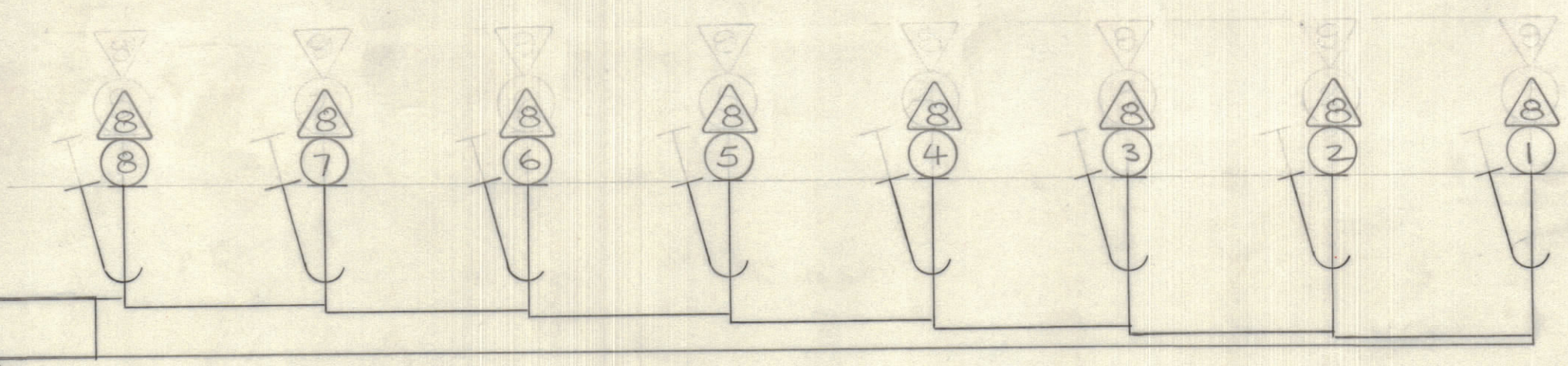
THE ABOVE SYMBOL DENOTES END OF SHIELD, WHICH SHOULD BE TERMINATED AS SHOWN, LEAVING EXCESS SHIELDING AS A PIGTAIL. TIN PIGTAIL 1/4 INCH.

SYMBOLS DENOTES:

○ ITEM NO'S

▽ PIN NO'S

CA10514 Ø



TOLERANCES		SCALE: 1:1
ALL OTHERS	DEC. DIM. ± .X*.05 FRAC. DIM. ± 1/64 ANGULAR DIM. ± 0°30'	DRILL, PUNCH, COMMERCIAL STOCK SIZES AND MANUFACTURERS TOLERANCES ARE NOT INCLUDED.

SMR-5	OGI/68		MAR 5/68
MODEL	PROJECT NO.	ASSY. NO.	DATE

STOCK SIZE		TMC (Canada) LIMITED OTTAWA ONTARIO	
MATERIAL		CABLE ASSEMBLY (HFO-OUTPUT)	
TYPE & TEMPER		Drawn: <i>Low</i>	Mech. Des. App.:
HEAT TREAT. SPEC.		Checked: <i>W</i>	Final Approval:
FINISH & SPEC. NO.		CA10514 Ø	