
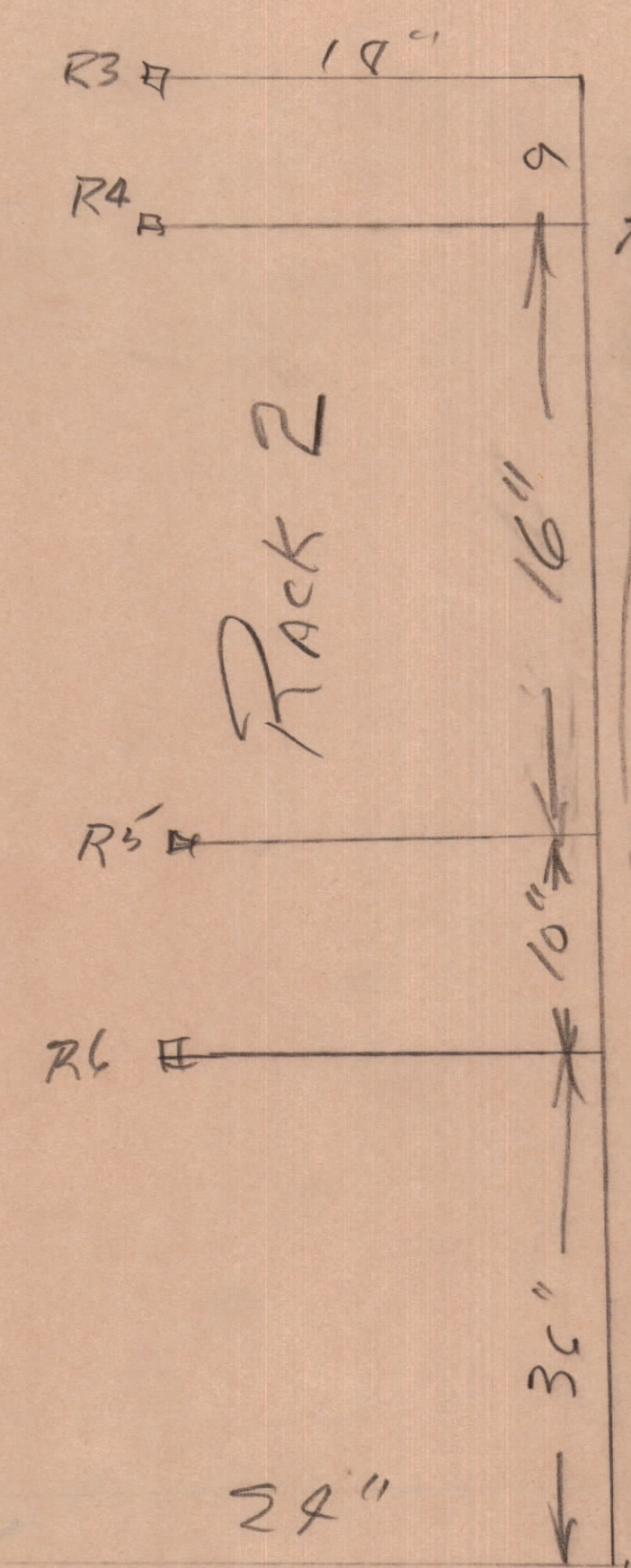





IF IT IS FOUND DESIRABLE TO CHANGE ANY TOLERANCE OR OTHER DETAIL SPECIFIED ON THIS DRAWING NOTIFY THE PURCHASER PROMPTLY.

MAXIMUM ALLOWABLE TOLERANCES HAVE BEEN DETERMINED AND DEVIATIONS WILL BE CAUSE FOR REJECTION. REMOVE ALL BURRS AND SHARP EDGES

ANT. COAX. CABLE

Racks 1-2-3-4-5. Turkey.



CF10059

ISSUE	ITEM	CHANGED FROM	DATE	CN. NO.	DRAFTS	CHECKER	ENG. APP.
TOLERANCES				SCALE:			
ALL OTHERS	DEC. DIM. ±	FRAC. DIM. ±	ANGULAR DIM. ±	DRILL, PUNCH, COMMERCIAL STOCK SIZES AND MANUFACTURERS TOLERANCES ARE NOT INCLUDED.			

MODEL	PROJECT No.	ASS'Y. No.	DATE
USED ON			

REQ.	ITEM	PART NO.	DESCRIPTION	SYMBOL
			TMC (Canada) LIMITED OTTAWA ONTARIO	
			ANTENNA COAX CABLE RACKS 1,2,3,4,5.	
MATERIAL		WEIGHT PER PC.		
TYPE & TEMPER				
HEAT TREAT. SPEC.				
FINISH & SPEC. No.				
DRAWN			ELEC. DES. APP.	MECH. DES. APP.
CHECKED			FINAL APPROVAL	
			CF-10059	