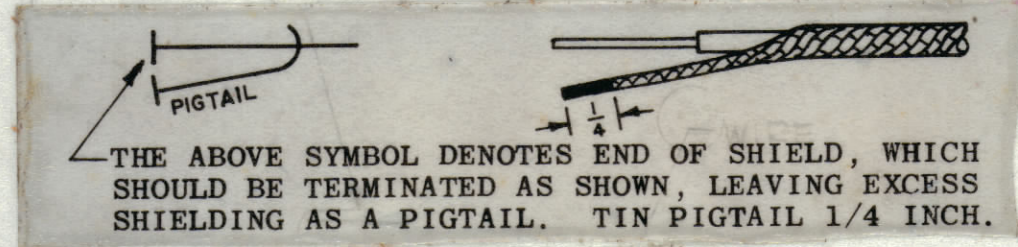
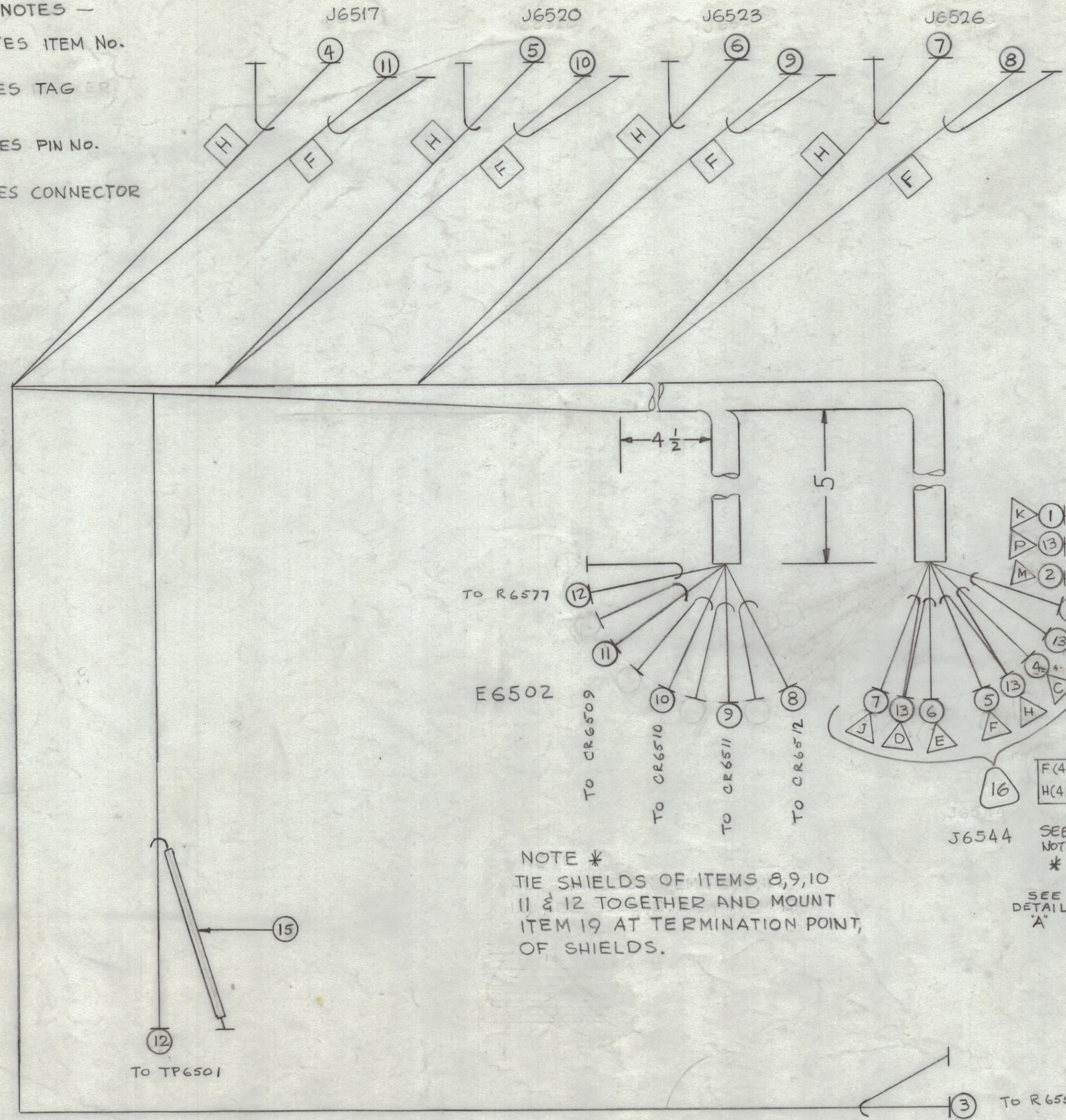
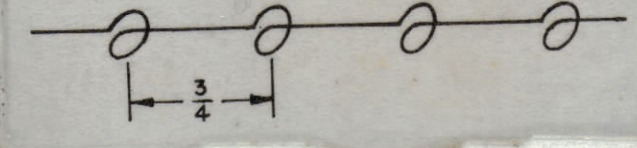


REVISIONS						
ZONE	SYM	DESCRIPTION	DATE	E.M.N. NO.	DRAFT	CHKD
	Ø	ORIGINAL RELEASE	4-5-65		G.D.L.	

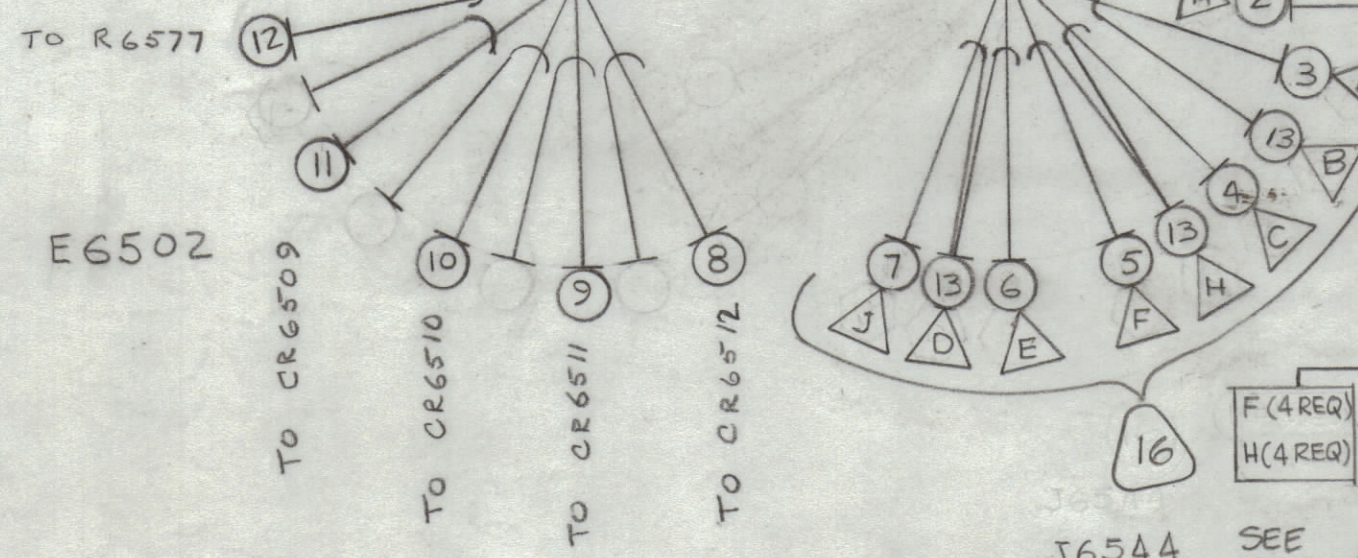
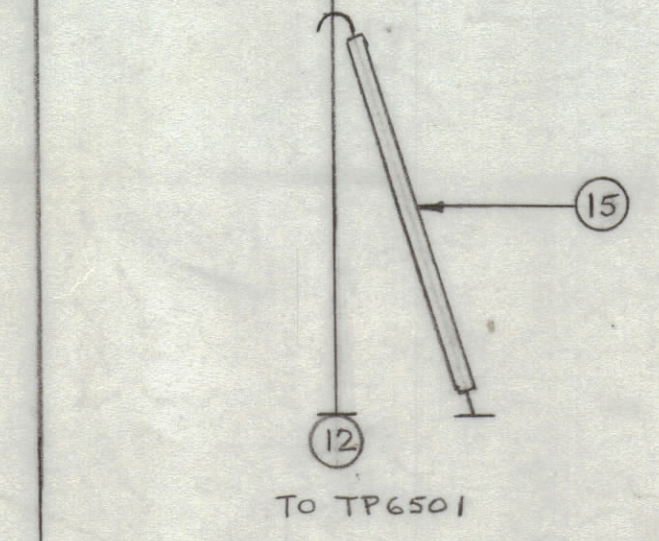
- SYMBOL NOTES —
- DENOTES ITEM No.
 - DENOTES TAG
 - ▽ DENOTES PIN No.
 - ◁ DENOTES CONNECTOR



WIRES SHOULD BE PLACED IN CABLE IN NUMERICAL SEQUENCE AS THEY APPEAR IN ITEM COLUMN BY CATEGORY (1) ALL RF CABLES, (2) ALL SHIELDED CABLES (3) ALL OTHERS. SPACE LACING APPROXIMATELY 3/4" APART.



CR6509
CR6510
TO CR6511 OF E6502
CR6512
TO R6577 OF E6502



REQ'D.	ITEM	PART NUMBER	DESCRIPTION	SYMBOL
	20	LA 101	BAND, MARKER, CBL	
	1	TE149-120	TERMINAL, LUG	
	X	18 BS 100	SOLDER, TIN ALY	
	X	17 CD101-1-MW	CORD, NYLON, LACING	
	1	16 JJ 200-1	CONNECTOR, RECEPTACLE	
	X	15 PX100-1-095	INSULATION, SLEEVING	
		14 PX830-12-1	INSULATION, SLVG-SHRINK	
		13 MWC24(7) UO	WIRE, ELEC. INSULATION	
		12 RG-174/U	CABLE, RF	
		11		
		10		
		9		
		8		
		7		
		6		
		5		
		4		
		3		
		2		
		1	RG-174/U	CABLE, RF

STURMER LIST OF MATERIAL			
MATERIAL		THE TECHNICAL MATERIEL CORP. MAMARONECK, NEW YORK	
FINISH		TITLE WIRING HARNESS, BRANCHED (R.F.)	
DRAWN M.H. STURMER		DATE 3-11-65	FINAL APPROVAL DATE 4/1/65
CHECKED gob		DATE 4/2/65	DATE 4-2-65
ELECT. DES.		DATE	DATE
MECH. DES.		DATE	DATE
DECIMALS .X ± .05 .XX ± .01 .XXX ± .005		FRACTIONS ± 1/64 ANGLES ± 0° 30'	REPROVAL NO. 4409 21039

1	MSAA-1	A4211
QTY./UNIT	MODEL USED ON	ASS'Y. NO.
SCALE	CODE	
#	A	
THE CONTENTS OF THIS DRAWING ARE THE EXCLUSIVE PROPERTY OF THE TECHNICAL MATERIEL CORP. ITS UNAUTHORIZED USE OR REPRODUCTION IN WHOLE OR IN PART IS STRICTLY FORBIDDEN.		

NOTES

CA1076