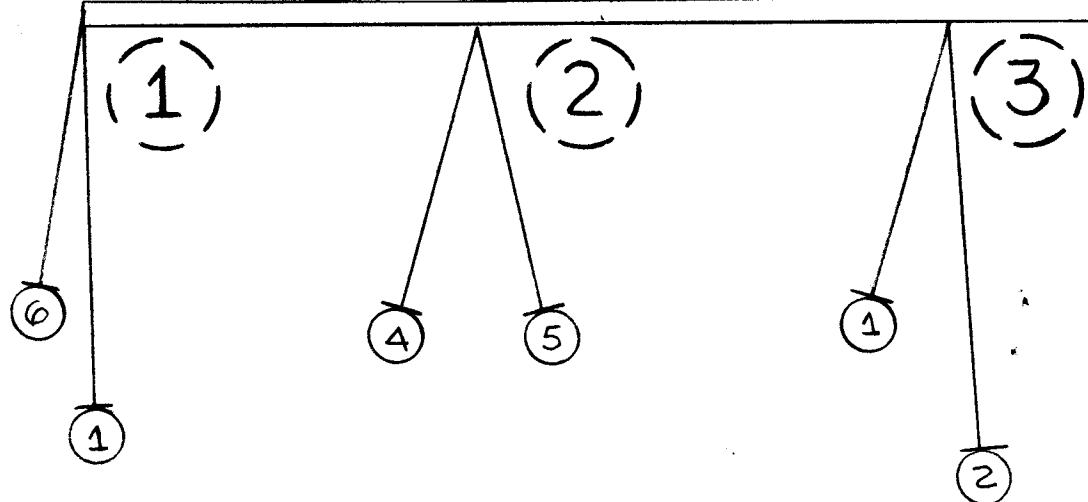
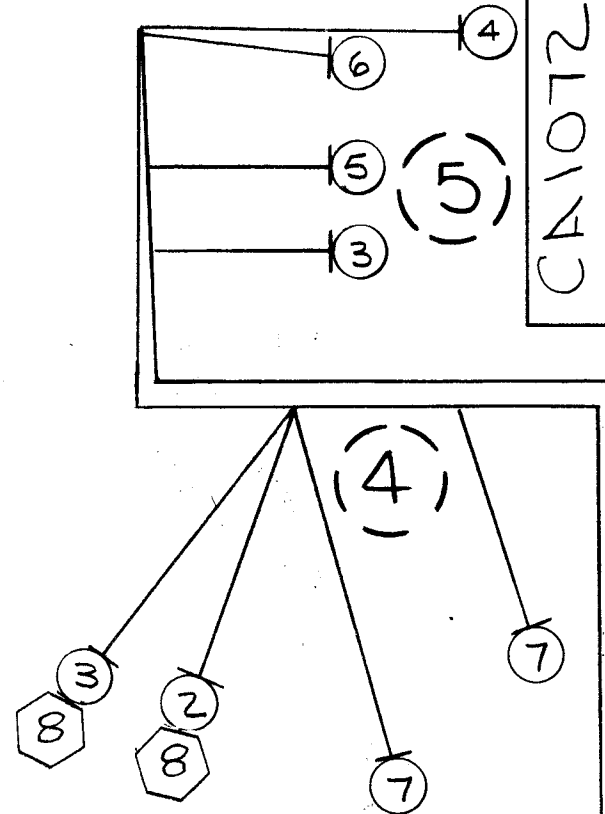
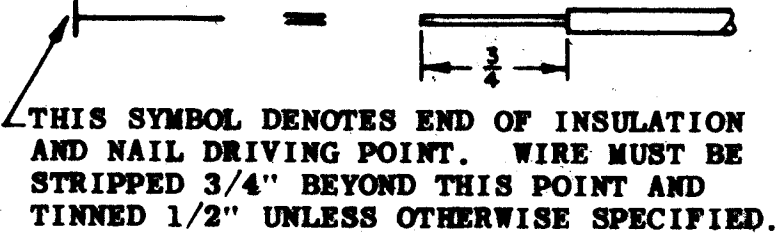


SYMBOLS

- DENOTES ITEM NO.'S
- ⊖ DENOTES BREAKOUTS
- ⬡ DENOTES TERM. LUGS



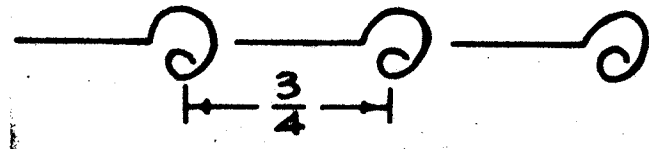
REVISIONS					
SYM	DESCRIPTION	DATE	E.M.N. NO.	DRAFT	CHKD APPD
Ø	ORIGINAL RELEASE FOR PRODUCTION	10/25/65			WLS
A	CLERICAL CHANGE	12/21/65	CC.	HYV	WLS
B	ITEM 7 WAS MWC20(7)U7	1-26-66	15L60	WLS	WLS



UNLESS OTHERWISE SPECIFIED
 WIRES SHOULD BE PLACED IN CABLE IN NUMERICAL SEQUENCE
 AS THEY APPEAR IN ITEM COLUMN BY CATEGORY.

1. ALL R.F. CABLES
2. ALL SHIELDED CABLES
3. ALL OTHERS

SPACE LACING APPROXIMATELY 3/4" APART.



	X	BS100	SOLDER, TIN ALLOY			
	9	CD101-1-MW	CORD, NYLON LACING			
	8	TE120-2	TERM., LUG, SPADE			
4	4	7	MWC20(7)U0	WIRE, ELEC., INS.		
1	5	6	(7)U8	BLACK		
2	5	5	(7)U90	GREY		
2	5	4	MWC20(7)U98	WH/BLK		
4	5	8	MWC18(16)U0	WH/GREY		
3	4	2	MWC18(16)U9	BLACK		
1	3	1	MWC18(16)U9	WHITE		
			WIRE, ELEC., INS	WHITE		
FROM	TO	REQ'D.	ITEM	PART NUMBER	DESCRIPTION	SYMBOL

BREAKOUT		LIST OF MATERIAL			
		MATERIAL			
		FINISH			
		THE TECHNICAL MATERIEL CORP. MAMARONECK, NEW YORK			
		TITLE WIRING HARNESS, BRANCHED			
		DRAWN	DATE	FINAL APPROVAL	DATE
		EAENZA	9-21-65	[Signature]	10/25/65
		CHECKED	DATE		
		JL	9/28/65		
		ELECT. DES.	DATE		
		MECH. DES.	DATE		
				CA1072	B
				SHEET	REV. LTR.

1	TPCK-1	A4206
Q'TY./UNIT	MODEL USED ON	ASS'Y. NO.
SCALE	CODE	

NOTES

THE CONTENTS OF THIS DRAWING ARE THE EXCLUSIVE PROPERTY OF THE TECHNICAL MATERIEL CORP. ITS UNAUTHORIZED USE OR REPRODUCTION IN WHOLE OR IN PART IS STRICTLY FORBIDDEN.

UNLESS OTHERWISE SPECIFIED
 DIMENSIONS ARE IN INCHES AND INCLUDE
 CHEMICALLY APPLIED OR PLATED FINISHES

DECIMALS	FRACTIONS
.X ± .05	± 1/64
.XX ± .01	ANGLES ± 0° 30'
.XXX ± .005	