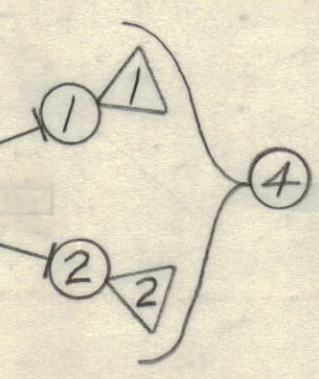
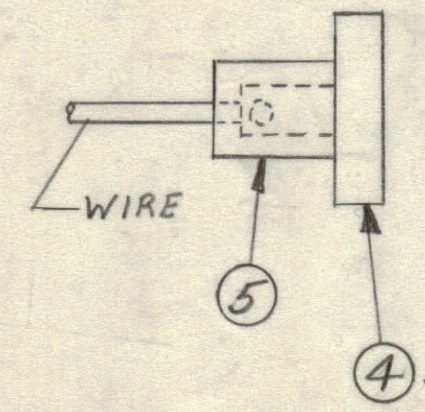
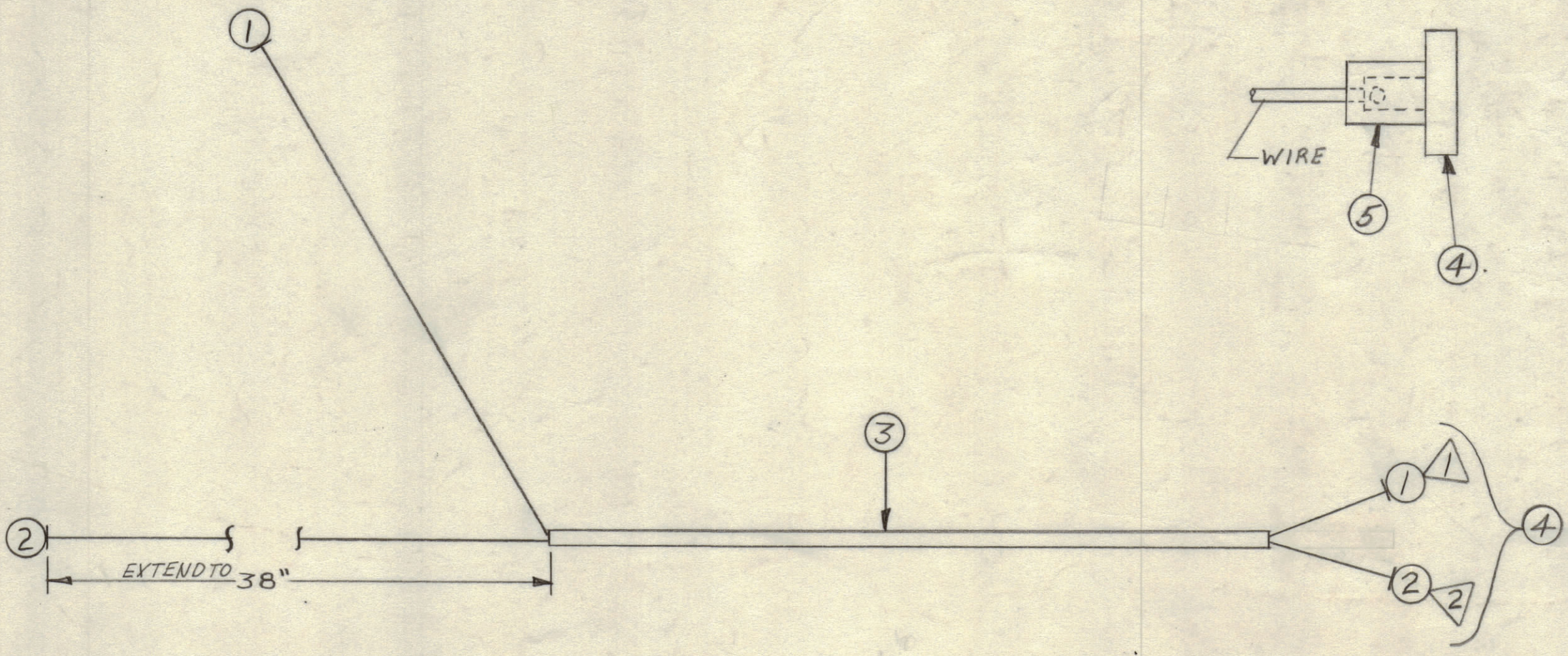


REVISIONS						
ZONE	SYM	DESCRIPTION	DATE	E.M.N. NO.	DRAFT	CHKD APPD
	Ø	ORIGINAL RELEASE FOR PRODUCTION	2-8-65		12	



THIS SYMBOL DENOTES END OF INSULATION AND NAIL DRIVING POINT. WIRE MUST BE STRIPPED 3/4" BEYOND THIS POINT AND TINNED 1/2" UNLESS OTHERWISE SPECIFIED.

LACE BOTH ENDS OF SLEEVING.

REQ'D.	ITEM	PART NUMBER	DESCRIPTION	TO	SYMBOL
X	7	CD101-1MW	CORD, LACING		
X	6	BS100	SOLDER, TIN ALY		
1"	5	PXB30-10-1	INSULATION, SLEEVING, SHRINK		
1	4	JJ119-2	CONNECTOR, RECEPTACLE, FML.	J2708	
5 3/4"	3	PX100-1-133	INSULATION, SLEEVING		
	2	MWC22 (7)U 93	J2708 PIN 2	S2101-L2101	
	1	MWC22 (7)U 3	J2708 PIN 1	C2773	

B.N.A.P. LIST OF MATERIAL			
MATERIAL		THE TECHNICAL MATERIEL CORP. MAMARONECK, NEW YORK	
FINISH		TITLE WIRING HARNESS, BRANCHED	
UNLESS OTHERWISE SPECIFIED DIMENSIONS ARE IN INCHES AND INCLUDE CHEMICALLY APPLIED OR PLATED FINISHES		DRAWN B.N.	DATE 2/8/65
DECIMALS .X ± .05 .XX ± .01 .XXX ± .005		CHECKED OCB	DATE 2/8/65
FRACTIONS ± 1/64 ANGLES ± 0° 30'		ELECT. DES. OCB	DATE 2/8/65
TOLERANCES		MECH. DES. JH	DATE 2/8/65
		SHEET CA1028	
		REV. LTR.	

QTY./UNIT	MODEL USED ON	ASS'Y. NO.
SCALE FULL	CODE	
THE CONTENTS OF THIS DRAWING ARE THE EXCLUSIVE PROPERTY OF THE TECHNICAL MATERIEL CORP. ITS UNAUTHORIZED USE OR REPRODUCTION IN WHOLE OR IN PART IS STRICTLY FORBIDDEN.		

NOTES

CA1028