

IF IT IS FOUND DESIRABLE TO CHANGE ANY TOLERANCE OR OTHER DETAIL SPECIFIED ON THIS DRAWING NOTIFY THE PURCHASER PROMPTLY.

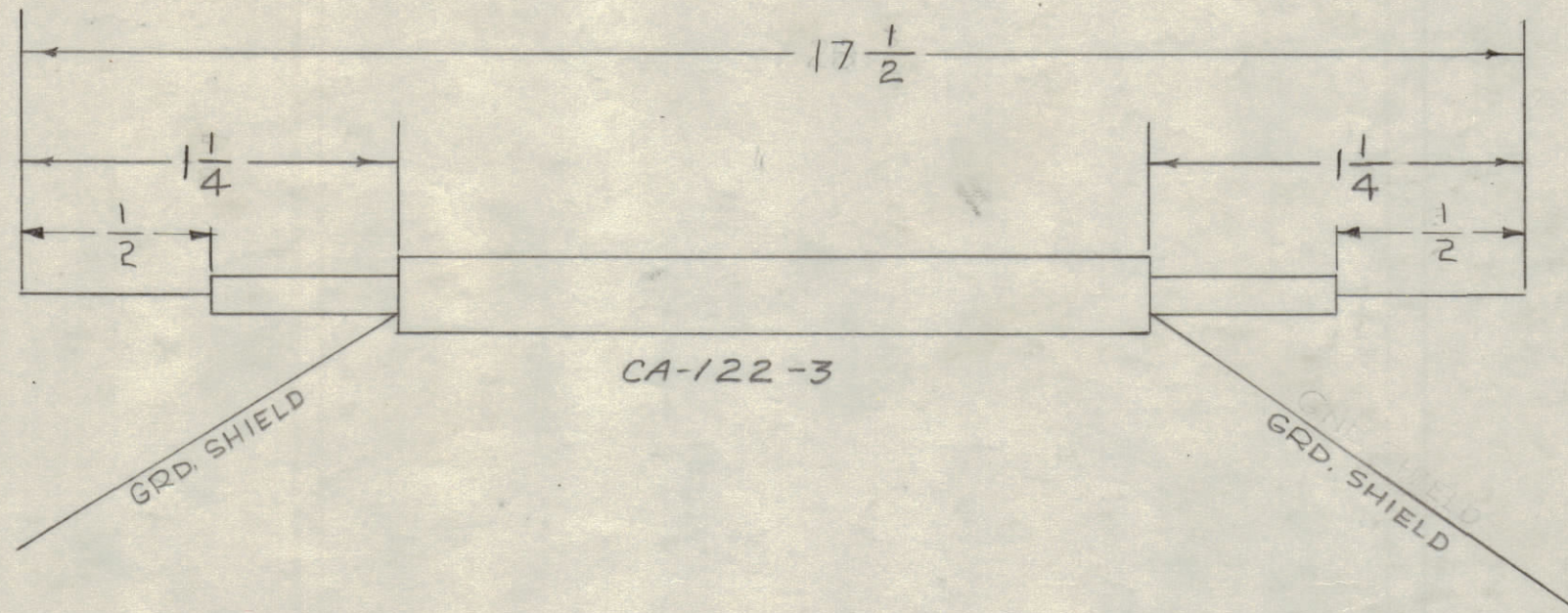
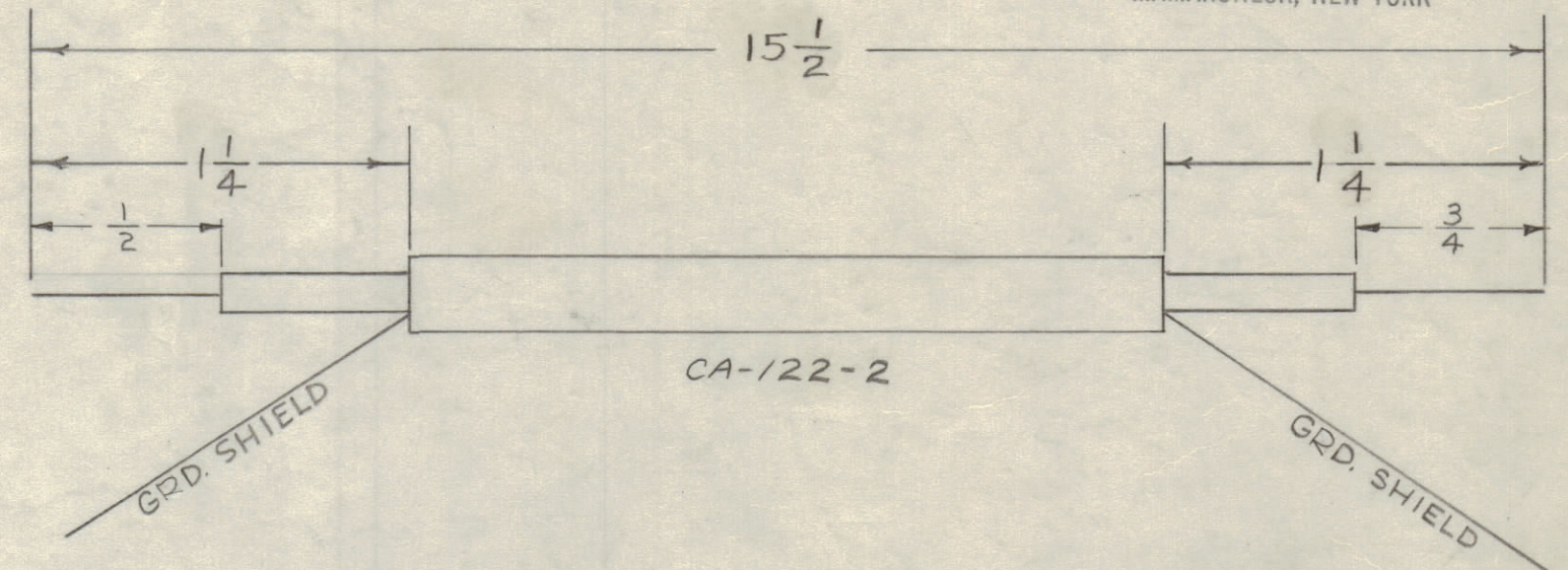
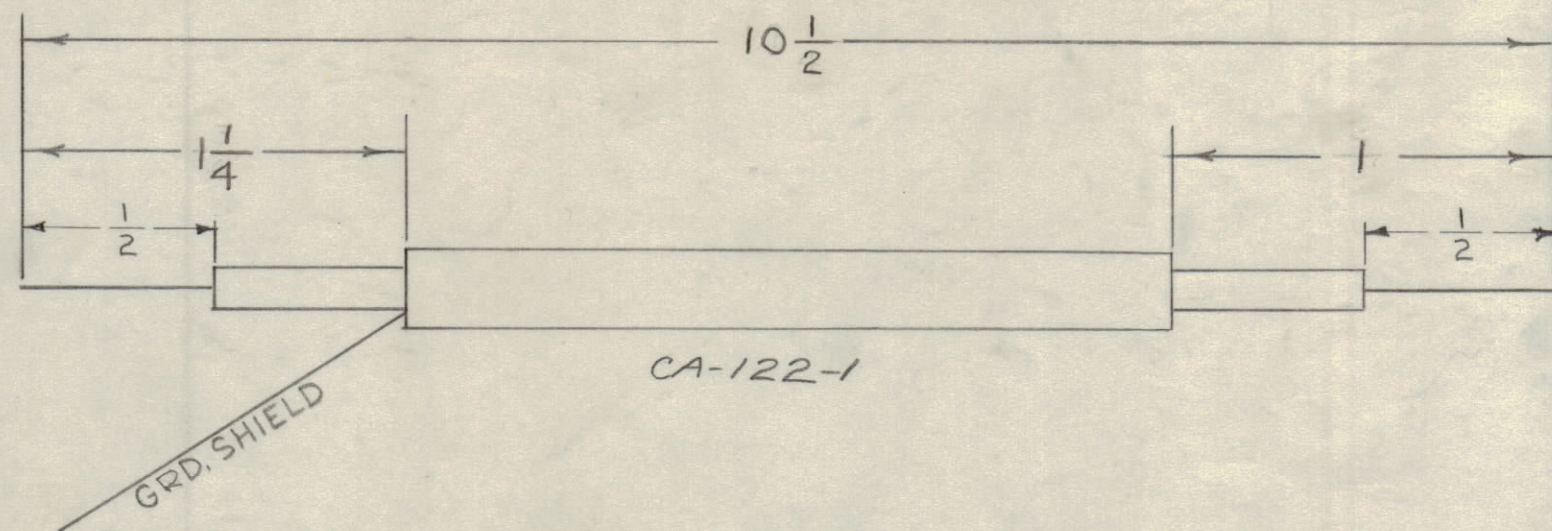
MAXIMUM ALLOWABLE TOLERANCES HAVE BEEN DETERMINED AND DEVIATIONS WILL BE CAUSE FOR REJECTION. REMOVE ALL BURRS AND SHARP EDGES

NOTICE TO PERSONS RECEIVING THIS DRAWING

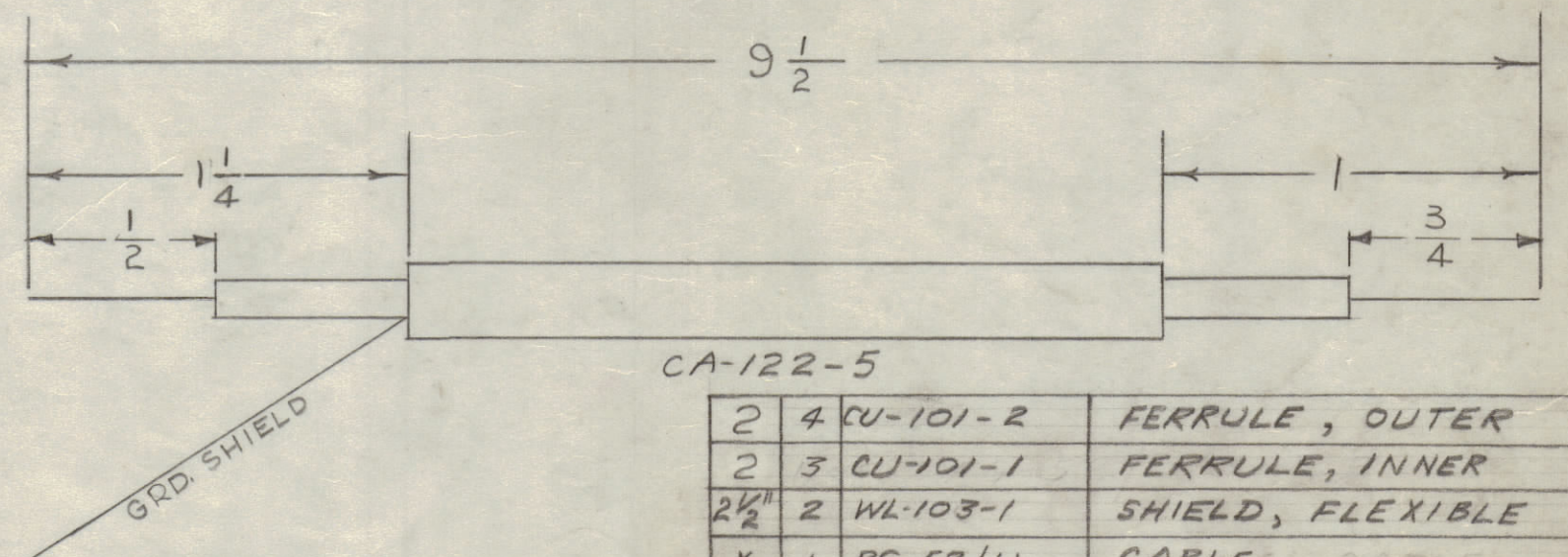
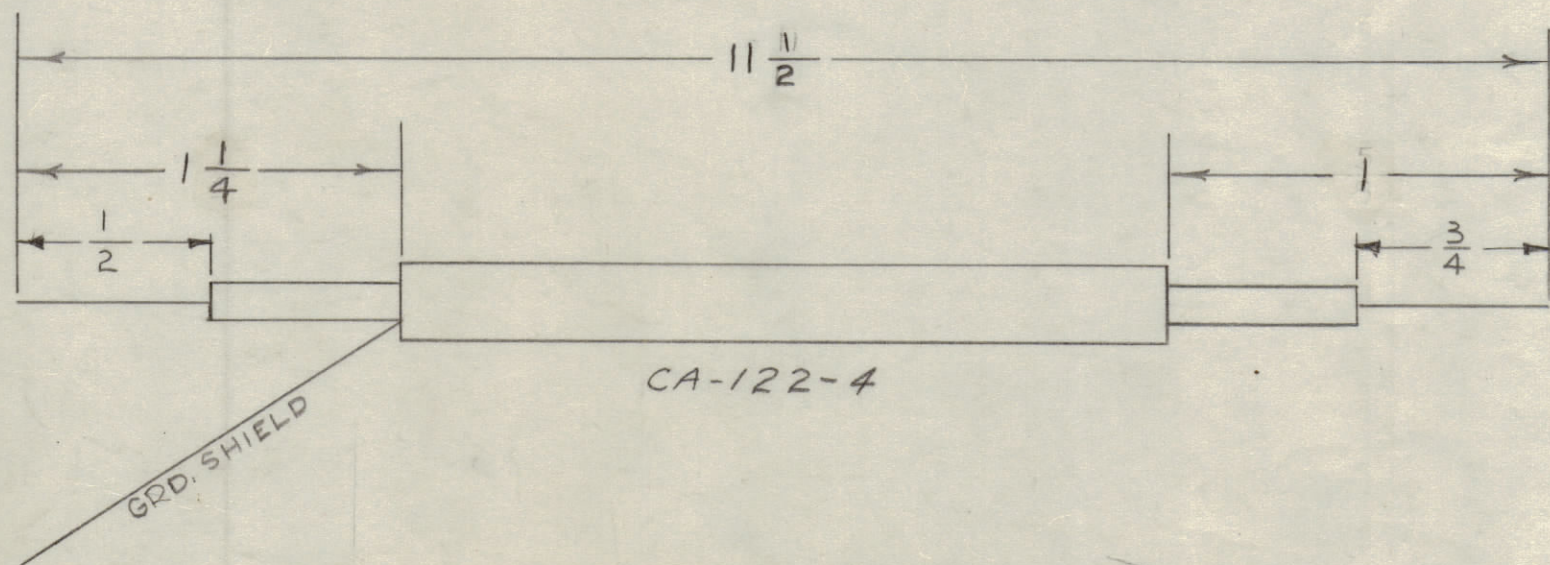
THE TECHNICAL MATERIEL CORPORATION claims proprietary right in the material disclosed hereon. This drawing is issued in confidence for engineering information only and may not be reproduced or used to manufacture anything shown hereon without permission from THE TECHNICAL MATERIEL CORPORATION to the user. This drawing is loaned for mutual assistance and is subject to recall at any time.

Property of:

THE TECHNICAL MATERIEL CORPORATION
MAMARONECK, NEW YORK



CA-122 C



REQ. ITEM	PART NO.	DESCRIPTION	SYMBOL
2	4 CU-101-2	FERRULE, OUTER	
2	3 CU-101-1	FERRULE, INNER	
2 1/2	2 WL-103-1	SHIELD, FLEXIBLE	
X	1 RG-58/U	CABLE	

ISSUE	ITEM	CHANGED FROM	DATE	CN. NO.	DRAFTS	CHECKER	ENG. APP.
C		ON-1 CHGD 11 1/2 TO 10 1/2 ON-3 CHGD 18 1/2 TO 17 1/2 ADD STRIPPING DIM TO ALL	12-66	16833	RME	QCB	
B	1	IN BUILD-UP ITEMS 3 & 4 QTY. WAS (7).	7-21-63	9579	AR	MR	
A	2	PART NO'S. ADDED	1/27/54	1	16		
A	1	CABLE DIM. CHANGED					

LEAD	MODEL	PROJECT NO.	ASS'Y. NO.	DATE
VOX-1				2-7-55
VOX-2				
VOX		101	A-616	9-18-52
PER UNIT				

REVISION	DATE	BY	DESCRIPTION
1			
2			
3			

THE TECHNICAL MATERIEL CORP. MAMARONECK, NEW YORK	
RG-58/U	R.F. COAXIAL CABLES
TYPE & TEMPER	
HEAT TREAT. SPEC.	
FINISH & SPEC. NO.	