


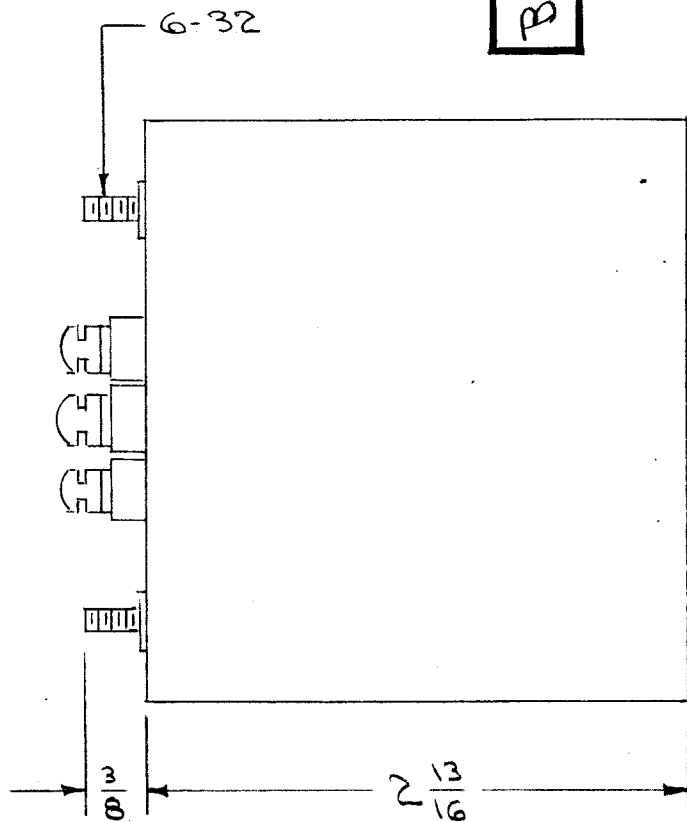
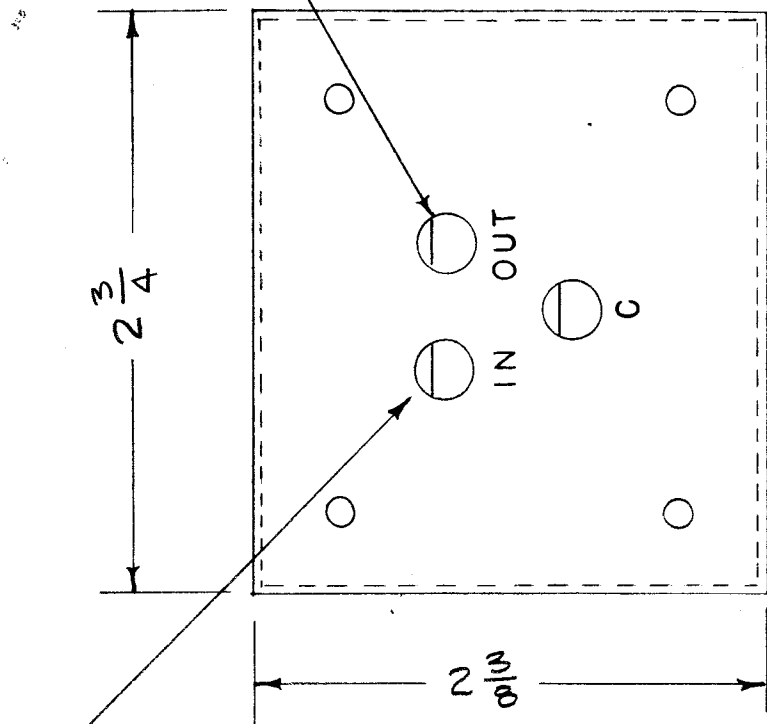
IF IT IS FOUND DESIRABLE TO CHANGE ANY TOLERANCE OR OTHER DETAIL SPECIFIED ON THIS DRAWING NOTIFY THE PURCHASER PROMPTLY.

MAXIMUM ALLOWABLE TOLERANCES HAVE BEEN DETERMINED AND DEVIATIONS WILL BE CAUSE FOR REJECTION. REMOVE ALL BURRS AND SHARP EDGES

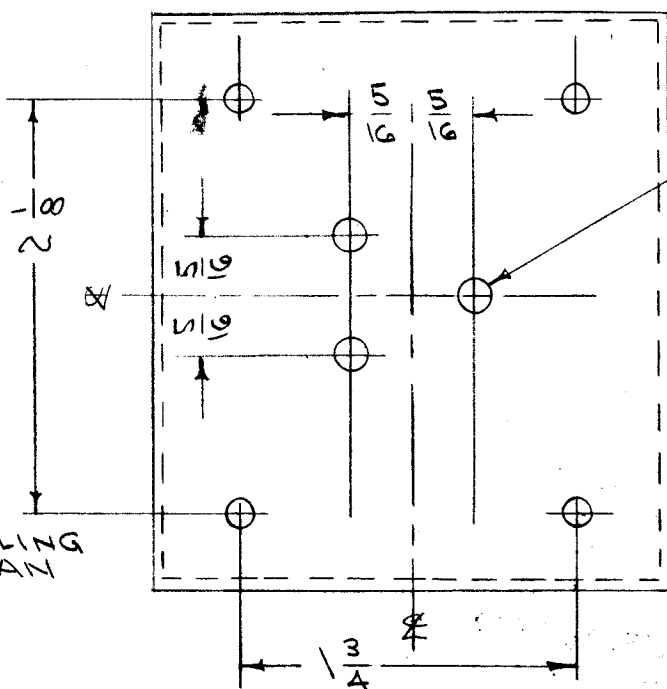
BX-125 A

METAL STAMP AS SHOWN IN-OUT-C

TE-134
HELDOR NO. 250 E



NOTE POSITION OF LUGS



DRILLING PLAN

NOTICE TO PERSONS RECEIVING THIS DRAWING

THE TECHNICAL MATERIEL CORPORATION claims proprietary right in the material disclosed hereon. This drawing is issued in confidence for engineering information only and may not be reproduced or used to manufacture anything shown hereon without permission from THE TECHNICAL MATERIEL CORPORATION to the user. This drawing is loaned for mutual assistance and is subject to recall at any time.

Property of:

THE TECHNICAL MATERIEL CORPORATION
MAMARONECK, NEW YORK

REF: HELDOR MFG. CO. BX-100-10 D (104-GB)

A	1	0/A DIM. CHGD FROM 2.300 X 2.670 TO 2-3/8 X 2-3/4 Acc. TO MIL-T-27A	1/6/58	1	16	J.H.S.	[Signature]
ISSUE	ITEM	CHANGED FROM	DATE	CN. NO.	DRAFTS	CHECKER	ENG. APP.
TOLERANCES		SCALE:					
ALL OTHERS	DEC. DIM. ± FRAC. DIM. ± ANGULAR DIM. ±	DRILL, PUNCH, COMMERCIAL STOCK SIZES AND MANUFACTURERS TOLERANCES ARE NOT INCLUDED.					

1	FX-133	A-886	11-17-54
REQ. PER UNIT	MODEL	ASS'Y. NO.	DATE
USED ON			

REQ. ITEM	PART NO.	DESCRIPTION	SYMBOL
		THE TECHNICAL MATERIEL CORP. MAMARONECK, NEW YORK	
STOCK SIZE			
		CASE, FILTER	
MATERIAL		FX-133	
WEIGHT PER PC.		C.D.D. 11-17-54	
TYPE & TEMPER		✓ 2	M.H.S.
HEAT TREAT. SPEC.		11/19/54	A.J.J.
FINISH & SPEC. NO.		FINAL APPROVAL	
		BX-125 A	