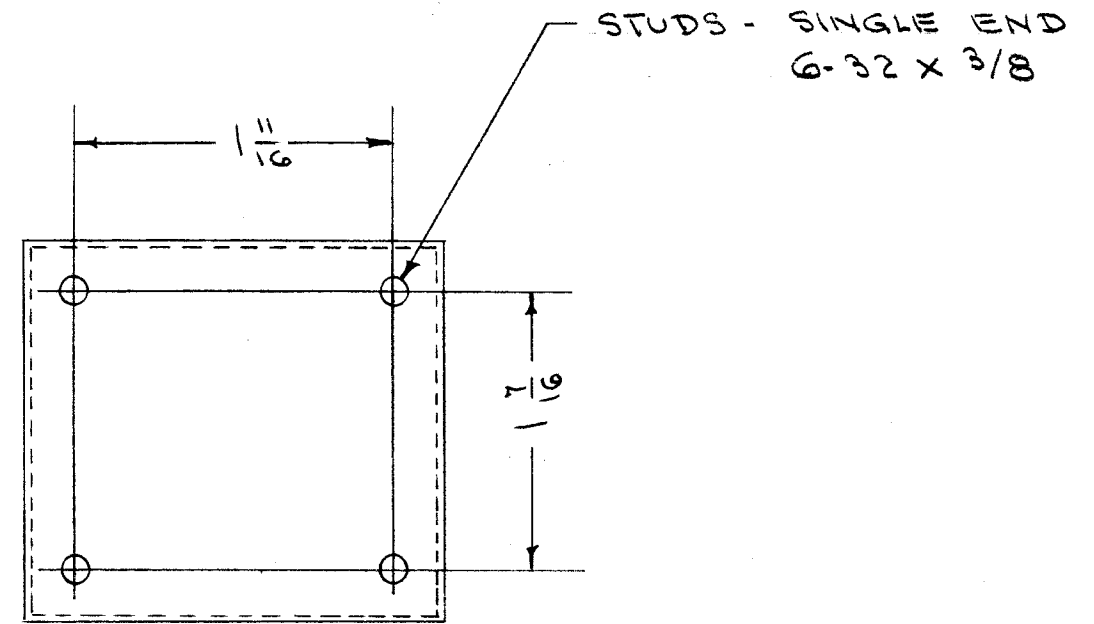

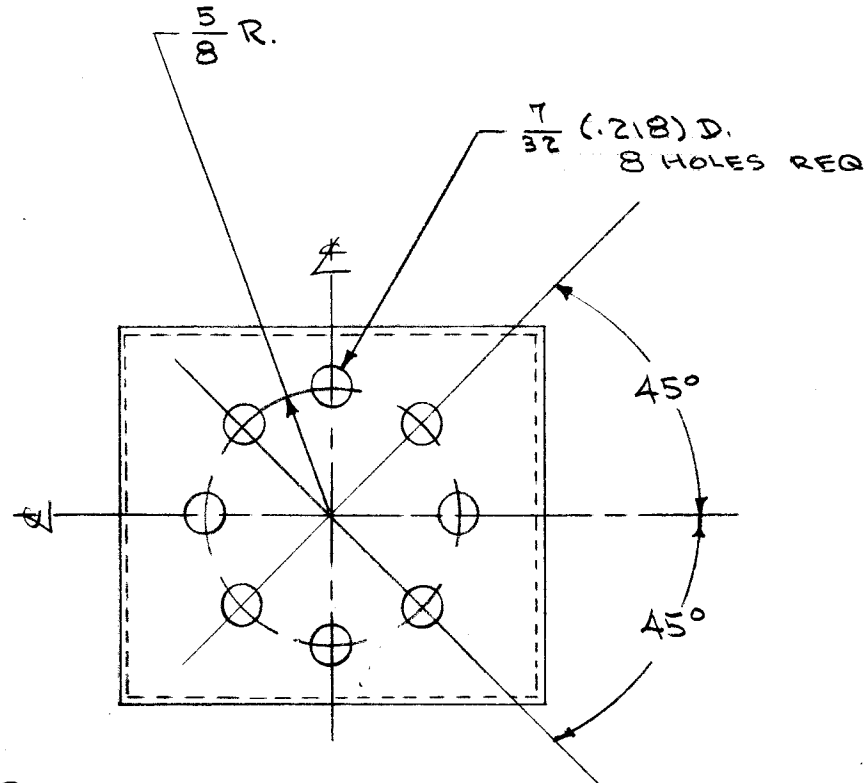


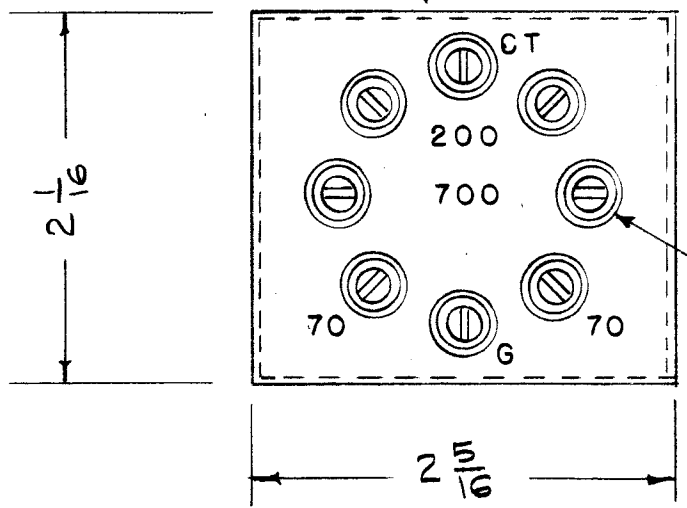
IF IT IS FOUND DESIRABLE TO CHANGE ANY TOLERANCE OR OTHER DETAIL SPECIFIED ON THIS DRAWING NOTIFY THE PURCHASER PROMPTLY.

MAXIMUM ALLOWABLE TOLERANCES HAVE BEEN DETERMINED AND DEVIATIONS WILL BE CAUSE FOR REJECTION. REMOVE ALL BURRS AND SHARP EDGES

A
BX-124



NOTE POSITION OF LUGS



1/8 HIGH METAL STAMP AS SHOWN
TE-101-2
HELDOR No. 312-A

NOTICE TO PERSONS RECEIVING THIS DRAWING

THE TECHNICAL MATERIEL CORPORATION claims proprietary right in the material disclosed hereon. This drawing is issued in confidence for engineering information only and may not be reproduced or used to manufacture anything shown hereon without permission from THE TECHNICAL MATERIEL CORPORATION to the user. This drawing is loaned for mutual assistance and is subject to recall at any time.

Property of:
THE TECHNICAL MATERIEL CORPORATION
MAMARONECK, NEW YORK

REF: HELDOR MFG. CO.
BX-100-85 MODIFIED AS SHOWN

A	1	9/A DIM. CHGD FROM 2.000 X 2.237 TO 2-1/16 X 2 5/16 ACC. TO MIL-T-27A	1/4/58	1	15	JAL	AWP
ISSUE	ITEM	CHANGED FROM	DATE	CN. NO.	DRAFTS	CHECKER	ENG. APP.
TOLERANCES		SCALE:					
ALL OTHERS	DEC. DIM. ±	DRILL, PUNCH, COMMERCIAL STOCK SIZES AND MANUFACTURERS TOLERANCES ARE NOT INCLUDED.					
	FRAC. DIM. ±						
	ANGULAR DIM. ±						

1	TR-102	342	A-885	11-16-54
REQ. PER UNIT	MODEL	PROJECT NO.	ASS'Y. NO.	DATE
USED ON				

REQ. ITEM	PART NO.	DESCRIPTION	SYMBOL
#		THE TECHNICAL MATERIEL CORP. MAMARONECK, NEW YORK	
STOCK SIZE		CASE & COVERS	
#	#	TR-102	
MATERIAL		C.D.D. 11-16-54	M.H.S.
WEIGHT PER PC.		AWB	
TYPE & TEMPER		AWB	
HEAT TREAT. SPEC.		JAL 11/16/54	
FINISH & SPEC. NO.		AWB	
		CHECKED	FINAL APPROVAL
			BX-124 A