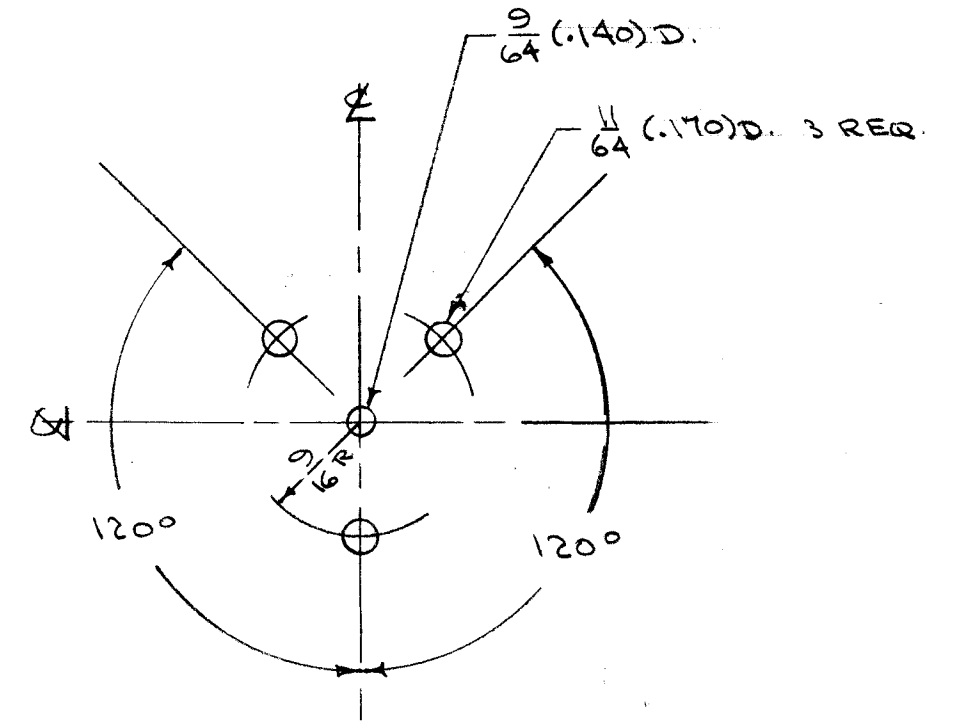
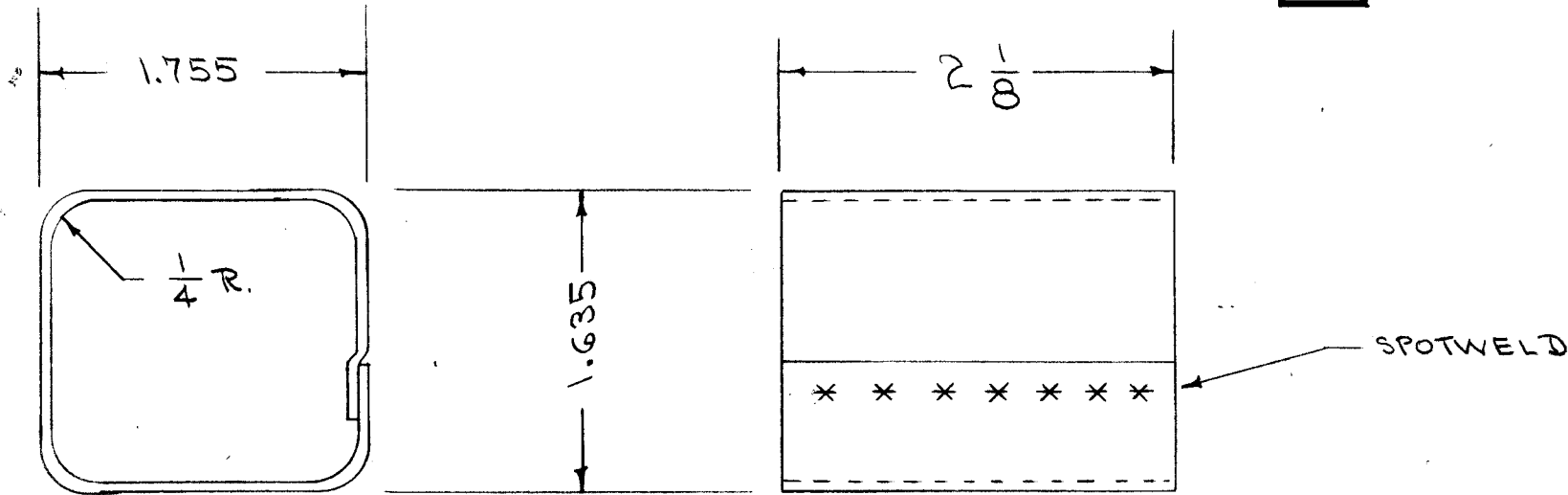


IF IT IS FOUND DESIRABLE TO CHANGE ANY TOLERANCE OR OTHER DETAIL SPECIFIED ON THIS DRAWING NOTIFY THE PURCHASER PROMPTLY.

MAXIMUM ALLOWABLE TOLERANCES HAVE BEEN DETERMINED AND DEVIATIONS WILL BE CAUSE FOR REJECTION. REMOVE ALL BURRS AND SHARP EDGES

BX-123 B

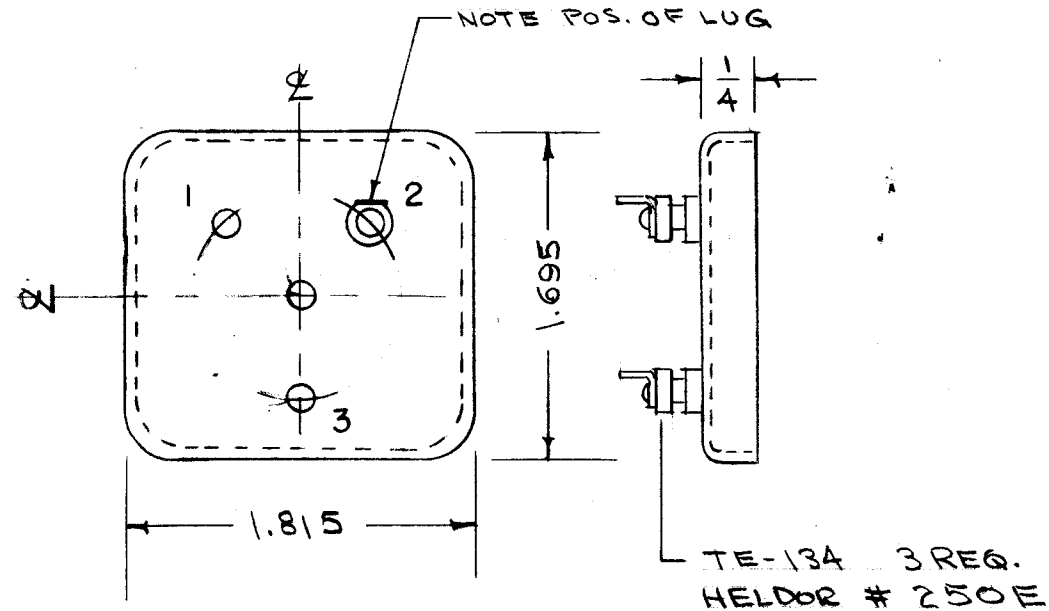
CASE



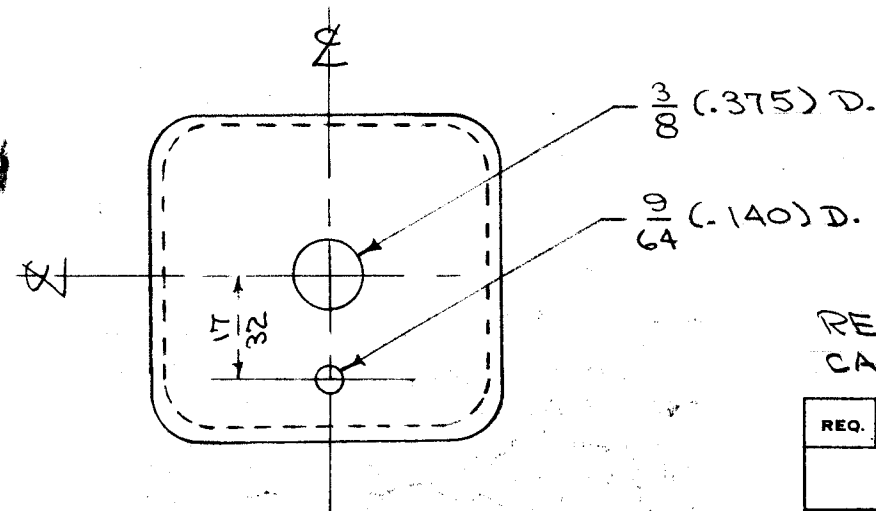
TOP COVER DRILLING PLAN

TOP COVER

METAL STAMP 1/8 HIGH AS SHOWN IN 1-2 & 3



BOTTOM COVER



NOTICE TO PERSONS RECEIVING THIS DRAWING

THE TECHNICAL MATERIEL CORPORATION claims proprietary right in the material disclosed hereon. This drawing is issued in confidence for engineering information only and may not be reproduced or used to manufacture anything shown hereon without permission from THE TECHNICAL MATERIEL CORPORATION to the user. This drawing is loaned for mutual assistance and is subject to recall at any time.

Property of:
THE TECHNICAL MATERIEL CORPORATION
MAMARONECK, NEW YORK

REF: HELDOR MFG. CO. NO. 18124-1
CASE & COVERS MODIFIED AS SHOWN

REQ.	ITEM	PART NO.	DESCRIPTION	SYMBOL
		.019	THE TECHNICAL MATERIEL CORP.	
		STOCK SIZE	MAMARONECK, NEW YORK	
	STEEL		CAN, AUDIO-SEL. NETWORK	
	MATERIAL	WEIGHT PER PC.	NF-102	
			C.D.D. 10-20-54	
			KZ	
			M.H.S.	
			A.J.J.	
			HOT-TINNED	
			FINISH & SPEC. NO.	
				BX-123 B

ISSUE	ITEM	CHANGED FROM	DATE	CN. NO.	DRAFTS	CHECKER	ENG. APP.
B	1	FINISH WAS ELECTRO TIN.	8/3/55	2	CSB	J.M.O.	W.L.C.
A	1	DRILLING PLAN ADDED	11/2/54	1	CSB	M.H.S.	

TOLERANCES	SCALE:
ALL OTHERS	1
DEC. DIM. ±	NF-102
FRAC. DIM. ±	170
ANGULAR DIM. ±	10-20-54

REQ. PER UNIT	MODEL	PROJECT NO.	ASS'Y. NO.	DATE
1	NF-102	170		10-20-54

DRILL, PUNCH, COMMERCIAL STOCK SIZES AND MANUFACTURERS TOLERANCES ARE NOT INCLUDED.

USED ON