

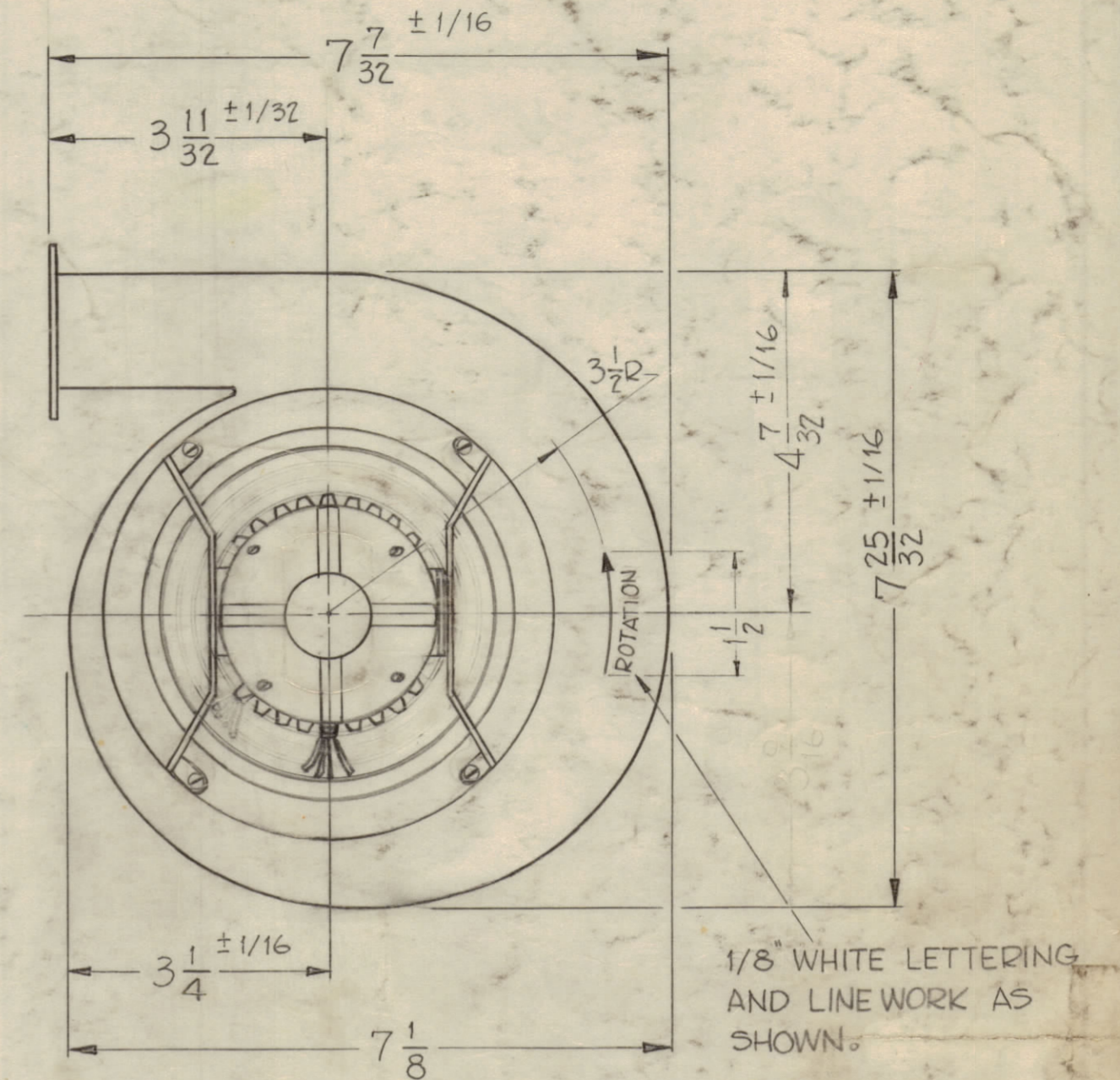
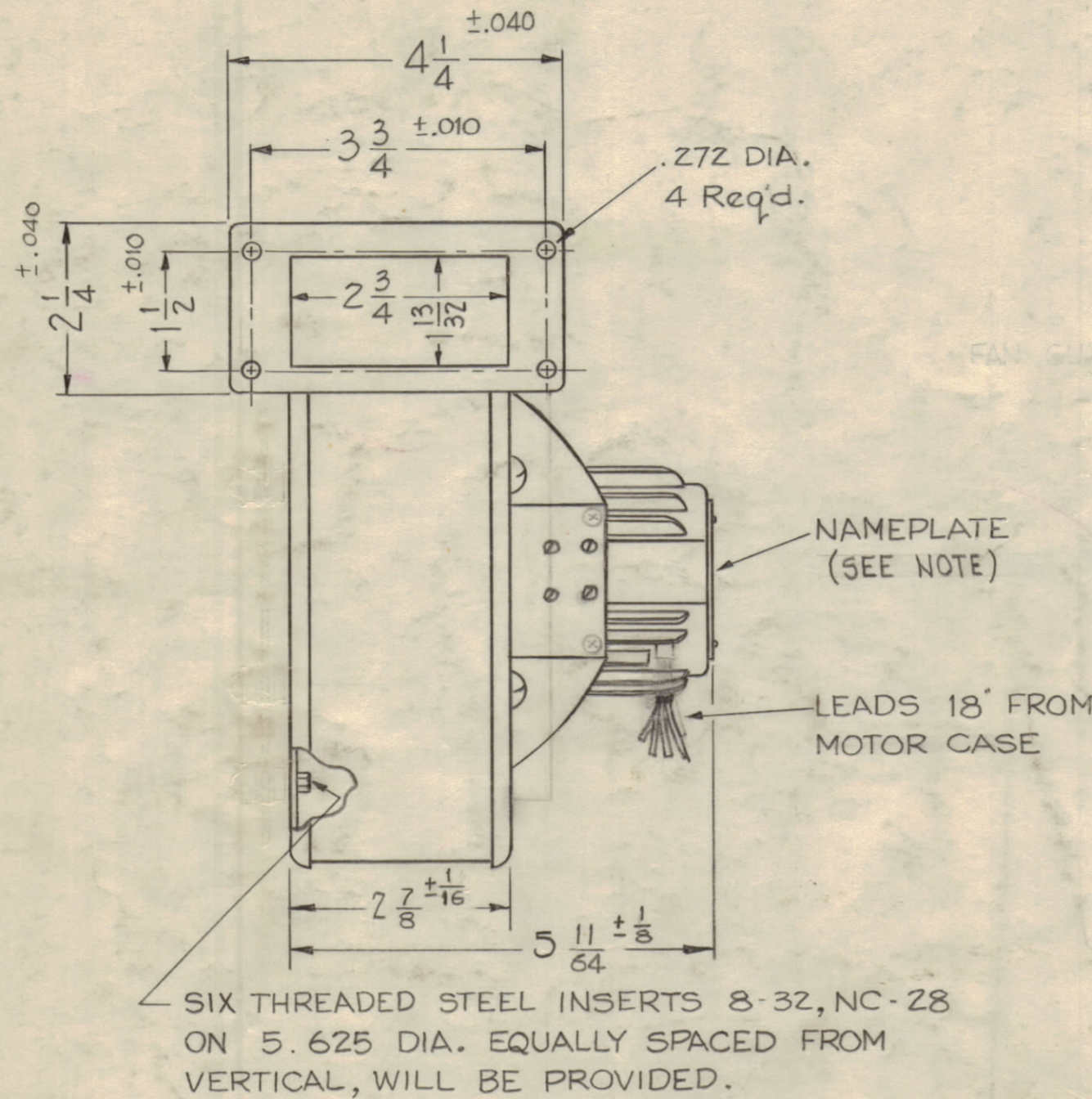
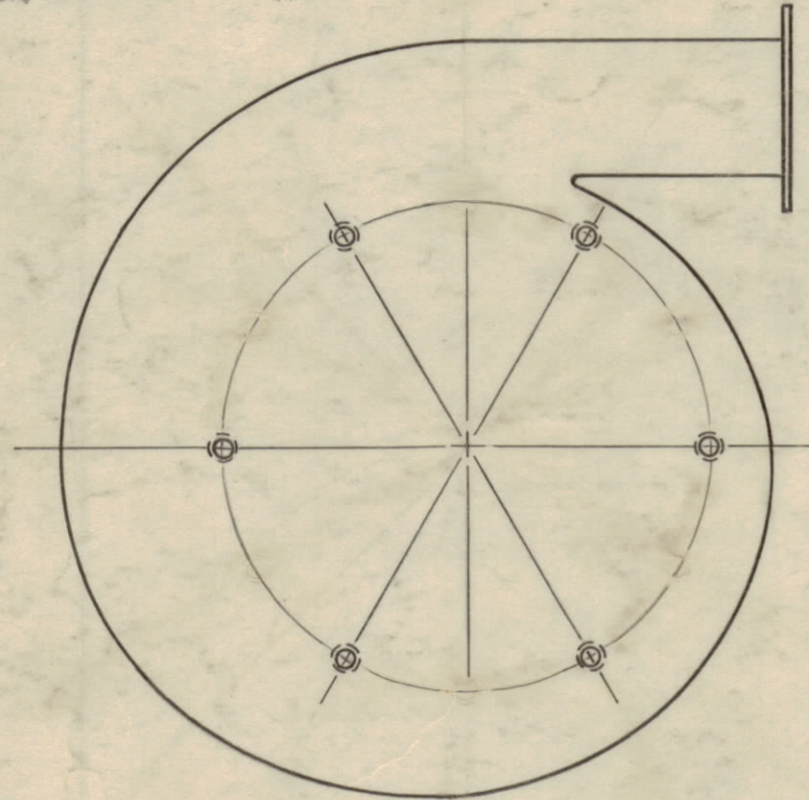
IF IT IS FOUND DESIRABLE TO CHANGE ANY TOLERANCE OR OTHER DETAIL SPECIFIED ON THIS DRAWING NOTIFY THE PURCHASER PROMPTLY.

MAXIMUM ALLOWABLE TOLERANCES HAVE BEEN DETERMINED AND DEVIATIONS WILL BE CAUSE FOR REJECTION. REMOVE ALL BURRS AND SHARP EDGES.

NOTICE TO PERSONS RECEIVING THIS DRAWING

THE TECHNICAL MATERIEL CORPORATION claims proprietary right in the material disclosed hereon. This drawing is issued in confidence for engineering information only and may not be reproduced or used to manufacture anything shown hereon without permission from THE TECHNICAL MATERIEL CORPORATION to the user. This drawing is loaned for mutual assistance and is subject to recall at any time.

Property of:
THE TECHNICAL MATERIEL CORPORATION
MAMARONECK, NEW YORK

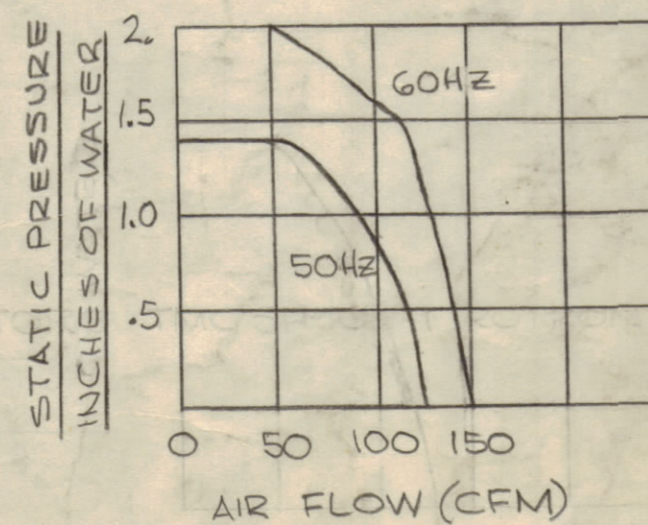


SIX THREADED STEEL INSERTS 8-32, NC-28 ON 5.625 DIA. EQUALLY SPACED FROM VERTICAL, WILL BE PROVIDED.

TMC P/N	TMC CONTROL NO.	MFG CODE	MFG P/N
BL103	BL103XX116	S401-116	B2918B-6
BL103	BL103XX353	S401-353	B53A7L-13

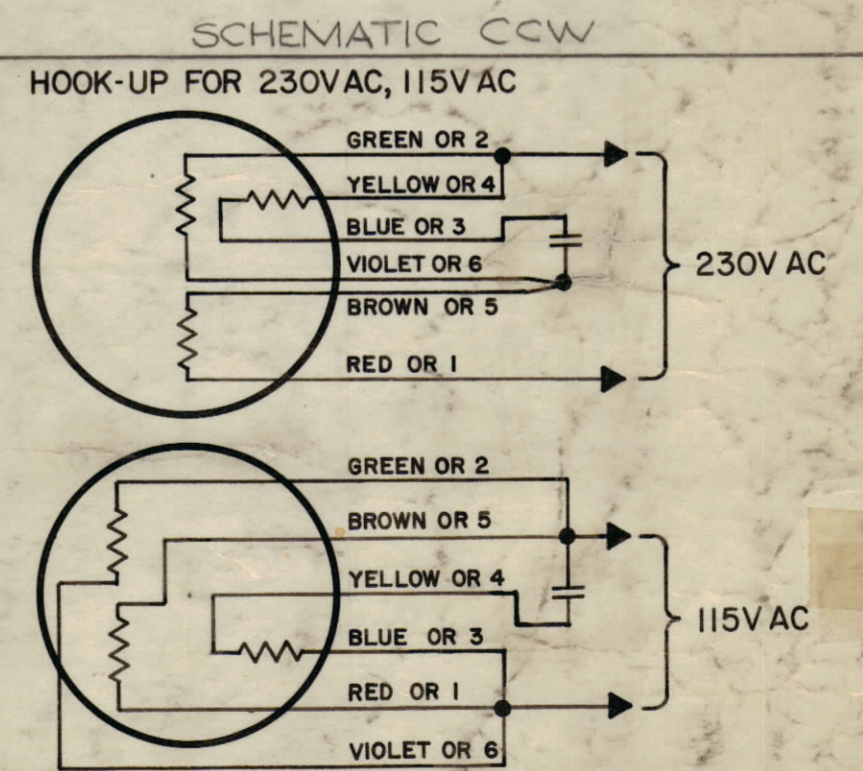
MAX. CFM: 155 — 329 B
VOLTAGE ~ 115/230V, 50-60 Hz SINGLE PHASE
CAPACITANCE ~ 4 MFD
NOMINAL RPM ~ 3200
INSULATION ~ 125°C (CLASS B)
FULL LOAD WATT ~ 110
LINE AMP ~ 1
LOCKED ROTOR AMP ~ 2.2
MAX. STATIC PRESSURE AT NO DELIVERY ~ 2.1
TOTAL NET LBS. ~ 7.8
ROTATION ~ CW

V	Hz	RPM	CURRENT	WATTAGE
115	60	3220	1.2 AMP	130 WATTS
115	50	2680	1.0 AMP	95 WATTS



NOTES I. NAME PLATE SHALL HAVE AT LEAST THE FOLLOWING INFORMATION MARKED ON IT:
1. MAX. CFM, 2. VOLTAGE, 3. FREQUENCY, 4. PHASES, 5. CURRENT, 6. CAPACITANCE,
II. TMC CONTROL NO. (SEE CHART). TO BE STAMPED ON NAMEPLATE OR MOTOR HOUSING (OPTIONAL)
III. SEE ENGINEERING REPLACEMENT PARTS LIST ERPL-BL103 FOR SPARE PARTS.

REQ. PER UNIT	MODEL	PROJECT NO.	ASSY. NO.	DATE
1	RFD-1A			6-7-61
1	RFD-1			
1	RFC-1			
1	RFB-1			10-20-59



ISSUE	ITEM	CHANGED FROM	DATE	CH. NO.	DRAFTS	CHECKER	ENG. APP.
J		DATA CHT & CURVE GRAPH ADD	11-18-66	17272	WVO	JCB	JC
H	2	"TO BE STAMPED..." ADD. TO NOTE II; NOTE III WAS II; NOTE II WAS I (LT.7)	1-14-65	13295	9L	@	JH
G	3	NOTES I, II & TMC CHART ADD. ON PICT. "SEE NOTE" ADD. TO NAMEPLATE "FLAT BLACK" ADD. TO FINISH BLOCK	12-4-64	13061	9L	@	JCB
F	1	SHOCK MTG NOTE DELETED	6-26-61	5140	D.L.G.	RU	SFM
E	1	Pict. & SPEC. Revised	6-7-61	5016	RU	JCB	JH
D	3	Added Shock Note	11-20-59	1577	JCB	JH	JH
D	2	ROTATION CHG'd FROM CCW TO CW					
D	1	CORRECTED 230VAC/115VAC HOOK-UP					
C	1	Revised & Redrawn	10-20-59	1436	JCB	JH	JH

REQ.	ITEM	PART NO.	DESCRIPTION	SYMBOL
			THE TECHNICAL MATERIEL CORP. MAMARONECK, NEW YORK	
			STOCK SIZE	
			BLOWER, AIR	
			MATERIAL	
			WEIGHT PER PC.	
			TYPE & TEMPER	
			HEAT TREAT. SPEC.	
			FLAT BLACK	
			FINISH & SPEC. NO.	