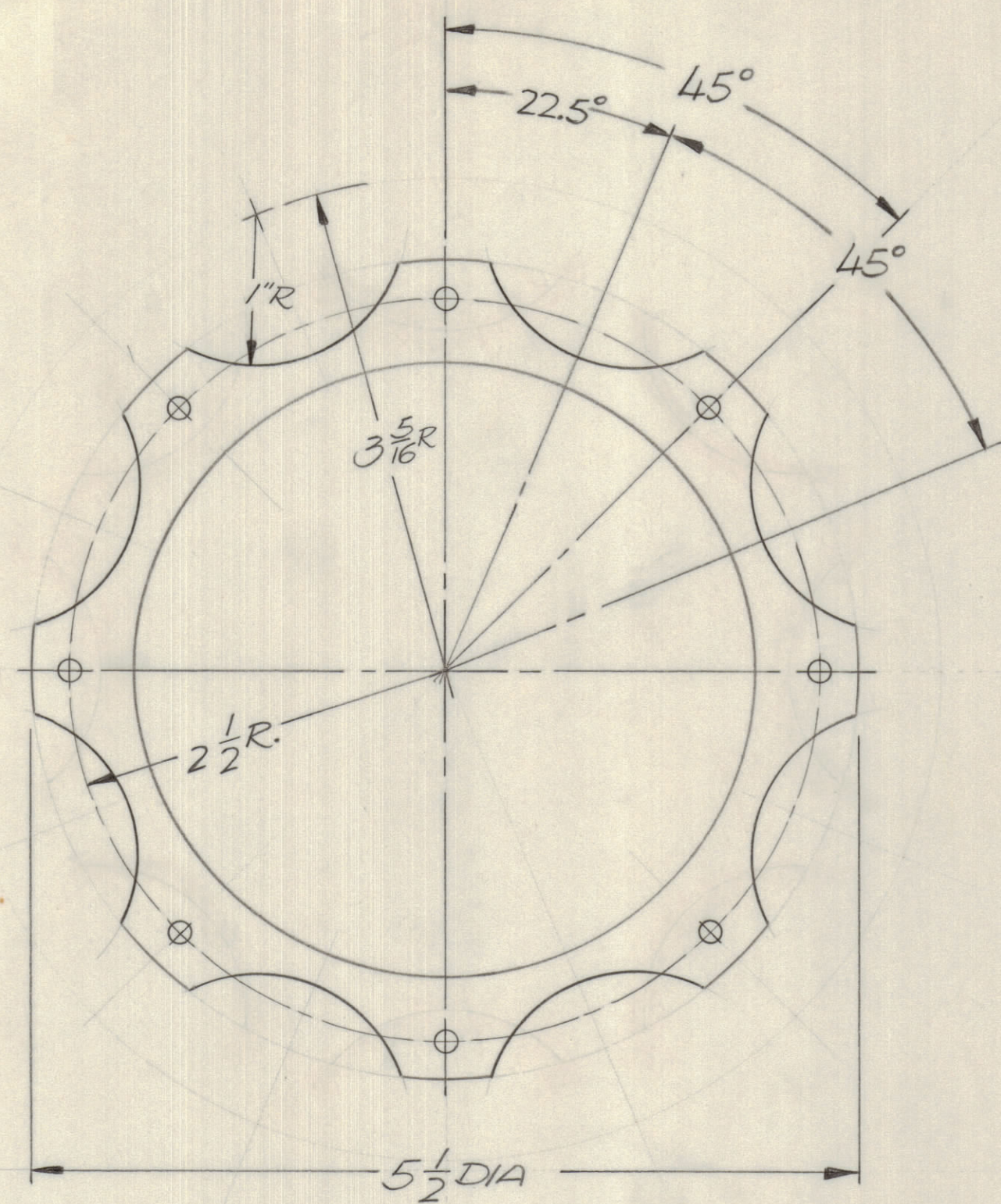


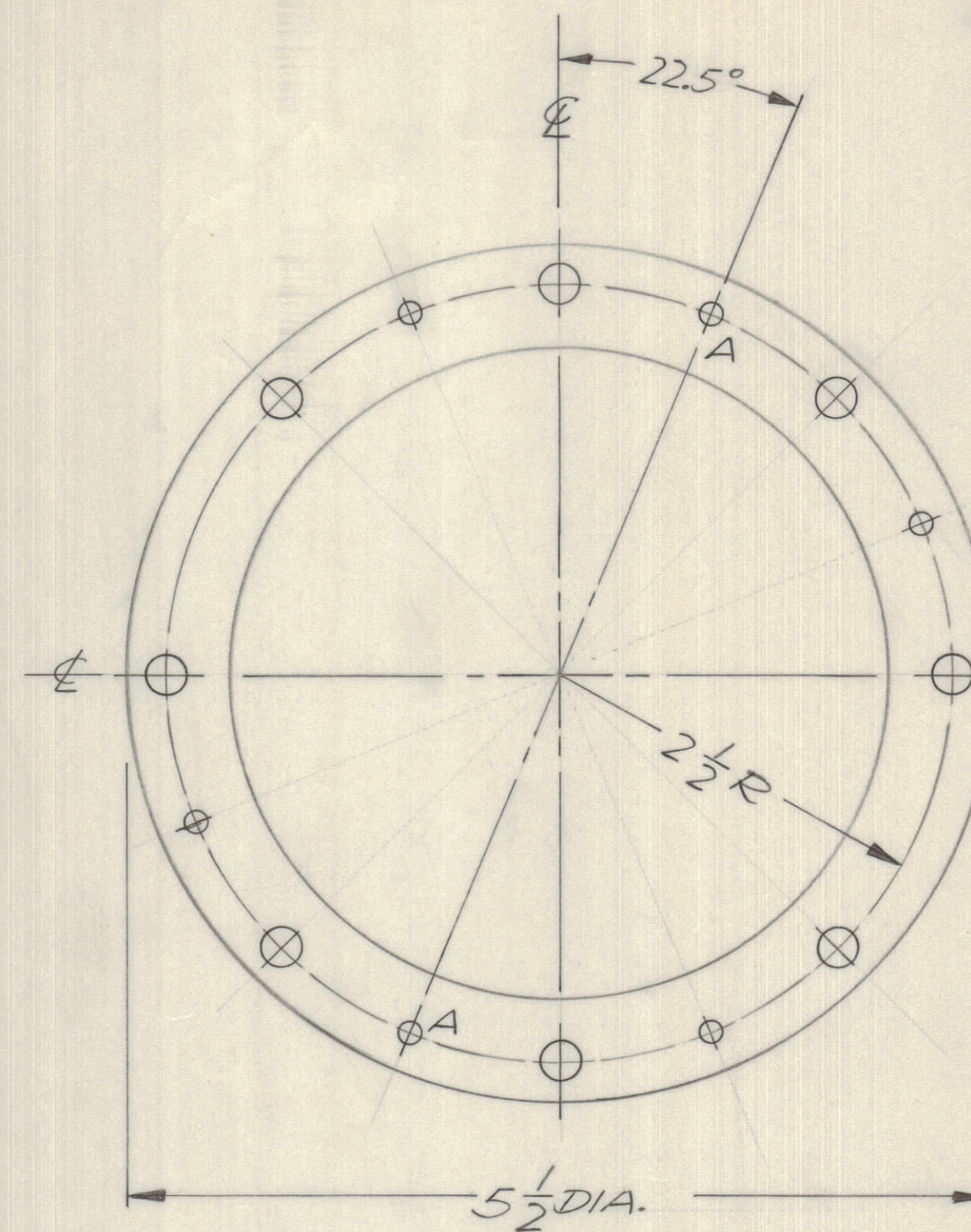


REVISIONS							
E.M.N.	DRAFT	CHKD	ZONE	LTR	DESCRIPTION	DATE	APPROVED
20629	GE	F.B.		A	REDRAWN FOR EASE OF ASSY.	4/26/72	F.B.



SCREEN GRID COLLET MODIFICATION


NOTE:  
ADD (8) 1" R CUTOUTS ON 45° CENTERS. ALL OTHER HOLES ARE EXISTING. FINGER STOCK OMITTED FOR CLARITY



CONTROL GRID COLLET MODIFICATION

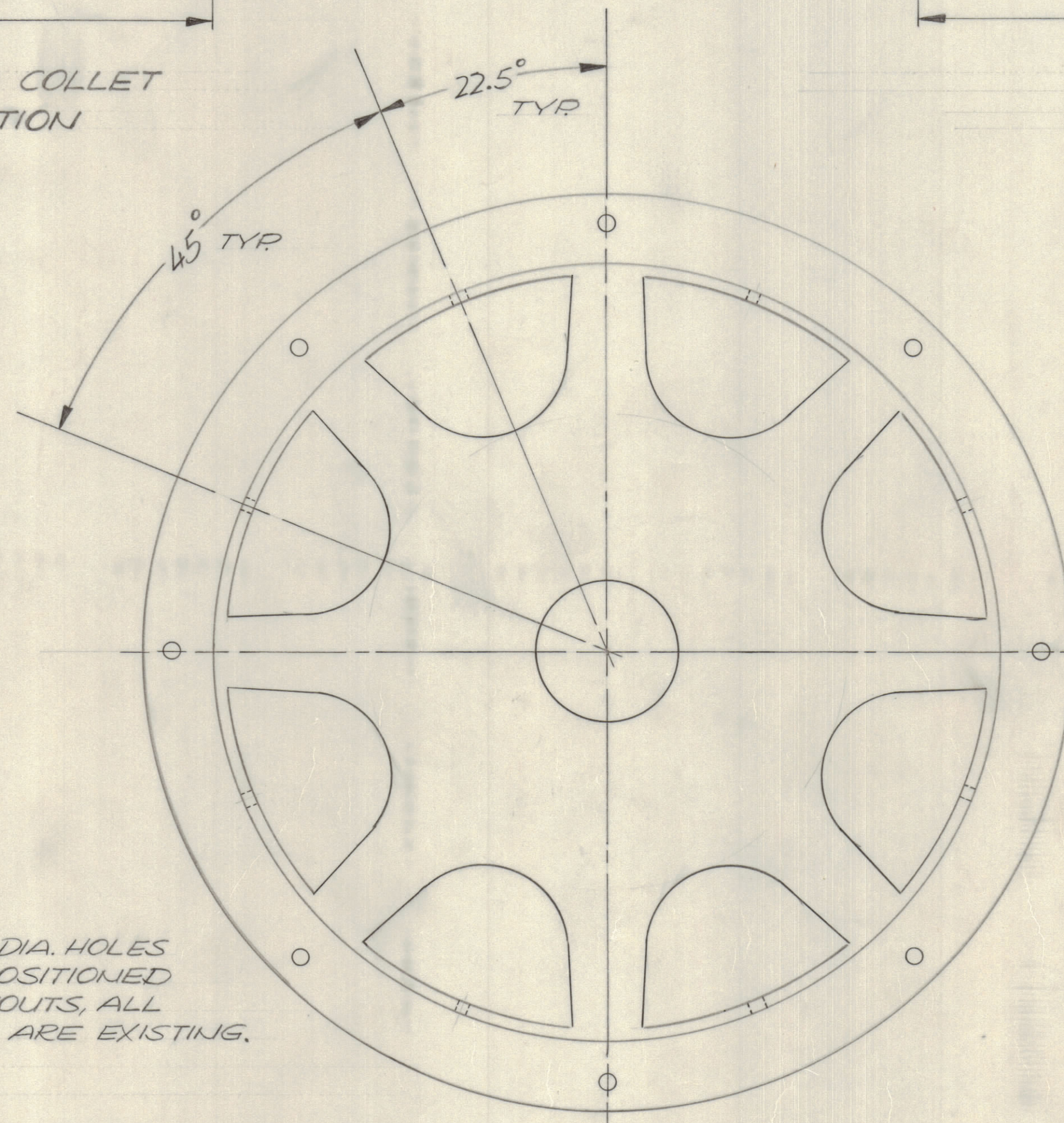
HOLE REQ.  
A 9/64 DIA. — 2

NOTE:  
ADD (2) A HOLES, ALL OTHER HOLES EXISTING. FINGER STOCK OMITTED FOR CLARITY.



SOCKET CUP MODIFICATION

NOTE  
ADD (8) 3/16 DIA. HOLES 45° APART POSITIONED ON Q OF CUTOUTS, ALL OTHER HOLES ARE EXISTING.



QTY. REQ.	ITEM	PART NO.	DESCRIPTION	SYMBOL
LIST OF MATERIAL				
UNLESS OTHERWISE SPECIFIED DIMENSIONS ARE IN INCHES AND INCLUDE CHEMICALLY APPLIED OR PLATED FINISHES		FINAL APPROVAL F. Budetti	DATE	<b>THE TECHNICAL MATERIEL CORP.</b> MAMARONECK, NEW YORK
		MECH. DES.	DATE	
		ELECT. DES.	DATE	
		CHECKED	DATE	
		DRAWN GE	DATE 4/26/72	TUBE SOCKET ASSEMBLY
TOLERANCES ON				SIZE CODE IDENT NO. DWG NO.
DECIMALS	FRACTIONS			D 82679 AX 743
.X ± .05	= 1/64			ISSUE
.XX ± .01	ANGLES			A
.XXX ± .005	= 0° - 30°			SCALE
MATERIAL				SHEET 2 OF 2
FINISH				

QTY / UNIT	MODEL USED ON	ASSY NO.
1	HFLM-10K	AX 5114-2
1	HFLA-10K	AX 5114
APPLICATION		
CODE		
NOTICE TO PERSONS RECEIVING THIS DRAWING THE TECHNICAL MATERIEL CORPORATION claims proprietary right in the material disclosed herein. This drawing is issued in confidence for engineering information only and may not be reproduced or used to manufacture anything shown herein without permission from THE TECHNICAL MATERIEL CORPORATION to the user. This drawing is loaned for mutual assistance and is subject to recall at any time.		